ARAGON Truck

Kit eléctrico universal para enganche de remolque
Universal tow bar wiring kit
Faisceau universel pour attelage de remorque
Kit elettrico universal per ganci di traino
Kit elétrico universal para engate de reboque

Ref: KAT13B0

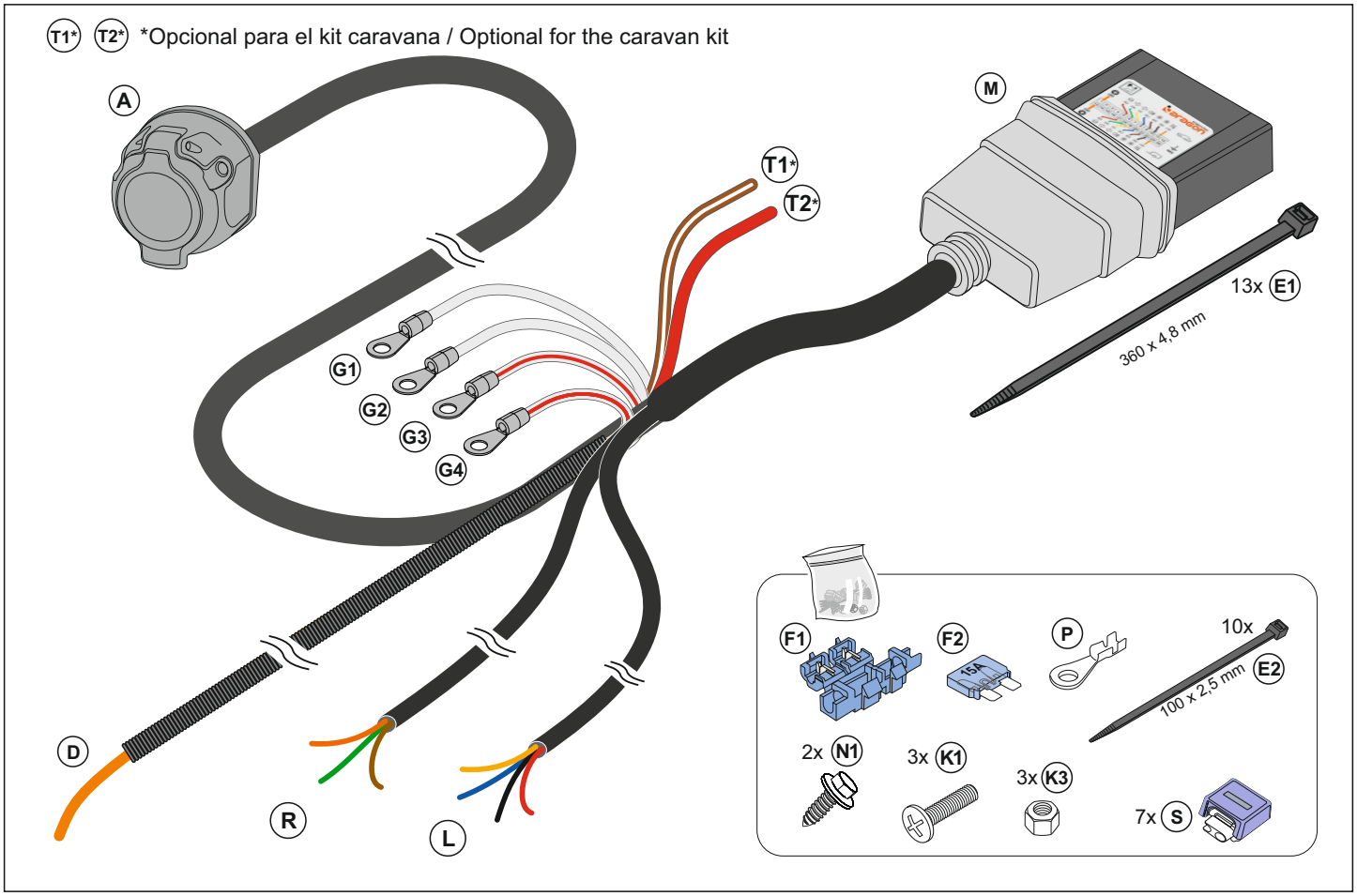

Test de compatibilidad electromagnética (EMC) de acuerdo a Norma ECE Nº10, R05 - EMC Tested according to ECE Nr.10, R05

ES Instrucciones de montaje de kit eléctrico de 13 polos de acuerdo a Norma DIN/ISO 11446. El montaje inapropiado o efectuado por personal no cualificado supone la pérdida de la garantía, de todo derecho a la indemnización y la expiración de toda responsabilidad civil respecto del producto.En caso de intermitencia fundida, el módulo deriva esta función a la luz de posición del lado correspondiente, evitando ausencia de indicación de dirección de dicha función.

EN Fitting instructions of towbar wiring kit with 13 pins socket according to DIN/ISO Norm 11446. The unproper assembly or the fitting done by an unskilled person will automatically result in cancellation of the guarantee, the loss of any right of indemnity and the expiration of all product liability. In case of burned-out turn signal lamp, the module will reroute that function to the tail light on the required side. It will avoid the lack of turn signalling.

FR Notice de montage du faisceau éléctrique por attelage de remorque avec prise du 13 plots conforme à la Norme DIN/ISO 11446. Une mauvaise installation ou celle effectuée par personnel non qualifié signifie la perte de la garantie, tout droit à indemnisation et à l'expiration de toute responsabilité civile sur le produit. En cas de panne du feu clignotant le module dérive la fonction à d autres ampoules pour éviter l'absence d'indication de changement de direction.

IT Istruzioni per l'installazione del kit elettrico 13 poli a norma DIN/ISO 11446. L'assemblaggio inadeguato o eseguito da personale non qualificato significa la perdita della garanzia, qualsiasi diritto al risarcimento e alla scadenza di ogni responsabilità per il prodotto. In caso di intermittenza fusa, il modulo ricava questa funzione dalla luce di posizione del lato corrispondente, evitando l'assenza dell'indicazione di direzione di detta funzione.

PT Instruções de instalação de kit eléctrico 13 pólos de acordo com DIN/ISO 11446. O montagem inadequada ou executados por pessoal não qualificado significa a perda da garantia, qualquer direito de indemnização e do termo de qualquer responsabilidade para o produto. Em caso de intermitência derretida, o módulo deriva essa função para a luz de posição do lado correspondente, evitando a ausência de indicação de endereço da referida função.

0



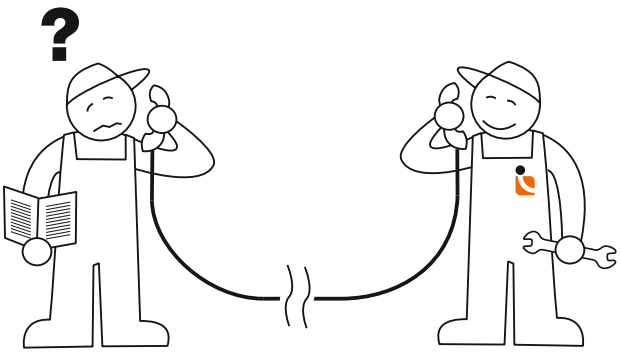

Tel.: (+34) 976 457 130

Conexión de la base / Socket connection / Connection de la prise / Connessione de la presa / Belegung der Steckdose / Conexión de la base

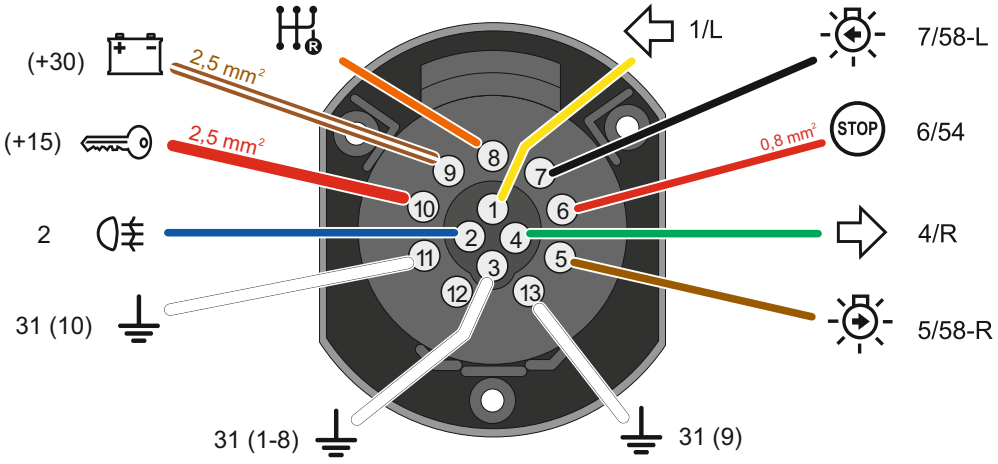

DIN / ISO 11446	ES	GB	FR	IT	DE	PT
1 — 1/L	Intermitente izquierdo	Left indicator	Clignotant gauche	Freccia sinistra	Fahrtrichtungs-anzeiger links	Vira à esquerda
2 — 2	antiniebla trasera	rear fog light	Anti-brouillard	Retro-nebbia	Nebel-schlussleuchte	Nevoeiro traseira
3 — 31 (1-8)	Masa (1-8)	Earth (1-8)	Masse (1-8)	Massa (1-8)	Masse (1-8)	Terra (1-8)
4 — 4/R	Intermitente derecho	Right indicator	Clignotant droit	Freccia destra	Fahrtrichtungs-anzeiger rechts	Vira à direita
5 — 5/58R	Posición derecha	Right tail light	Veilleuse droite	Posizione destra	Rechte Schlussleuchte	Luz traseira direita
6 — 6/54	Luz de freno	Brake light	Feu de stop	Luce d'arresto	Brem-sleuchte	Luz de freio
7 — 7/58L	Posición izquierda	Left tail light	Veilleuse gauche	Posizione sinistra	Linke Schlussleuchte	Luz traseira esquerda
8 — 8	Marcha atrás	Reverse light	Marche arrière	Retro-marcia	Rückfahr-leuchte	Luz Reversa
9 — +30	Corriente continua	Permanent current	Courant continue	Positivo permanente	Permanent-strom	Corrente constante
10 — +15	Corriente de contacto	Contact current	Courant de contact	Positivo sottochiave	Schalter-strom	Corrente em chave
11 — 31 (10)	Masa (10)	Earth (10)	Masse (10)	Massa (10)	Masse (10)	Terra (10)
12 — --	Pin vacío	Empty pin	Broche vide	Pin vuoto	Leere Kammer	Pino vazio
13 — 31 (9)	Masa (9)	Earth (9)	Masse (9)	Massa (9)	Masse (9)	Terra (9)

Info



1

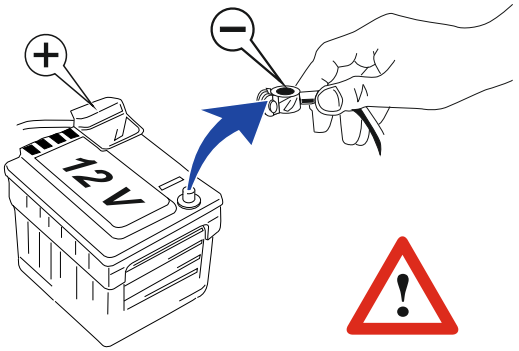

Código / Code

2 **Guiado del cable** / Harness routing

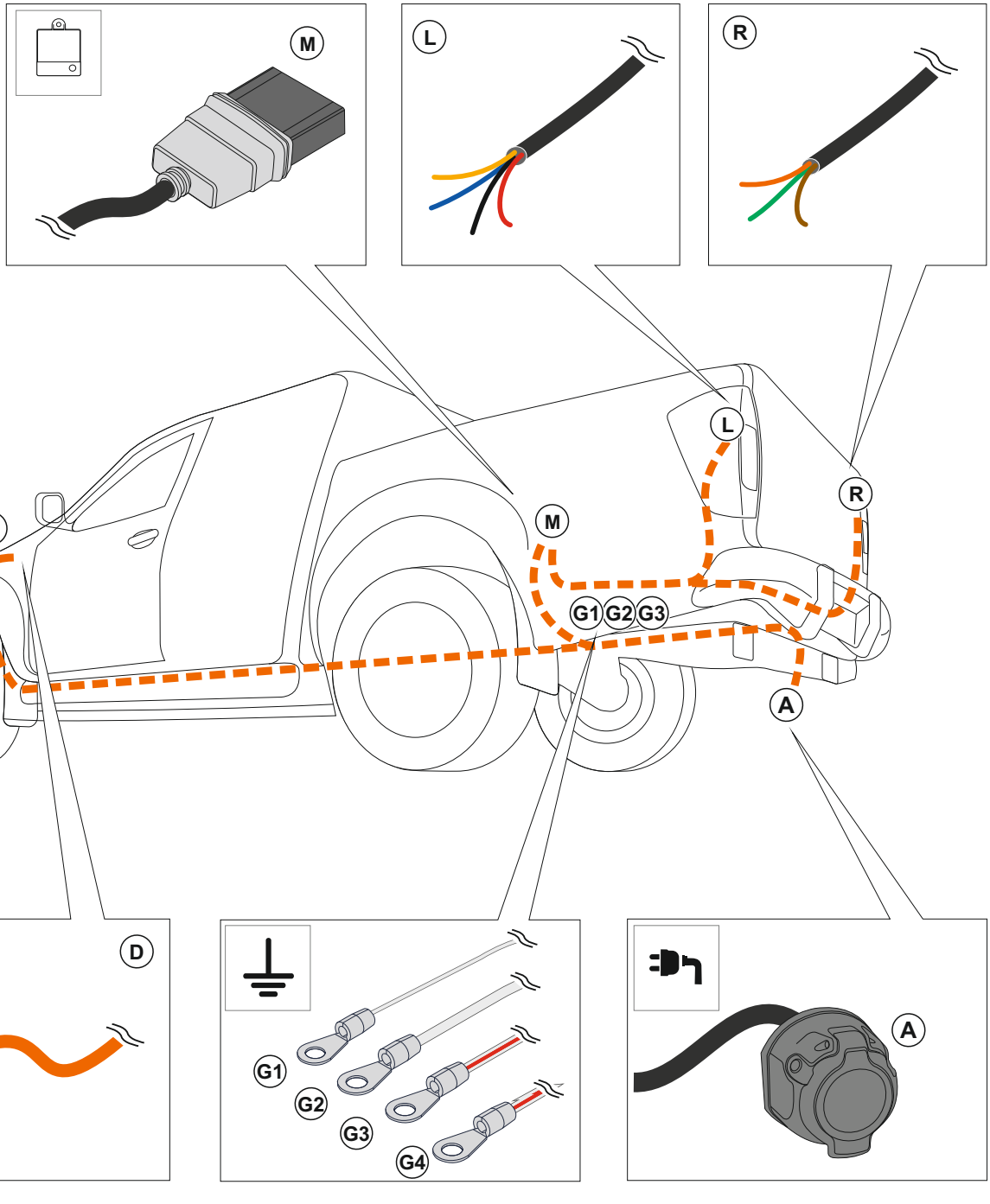

3

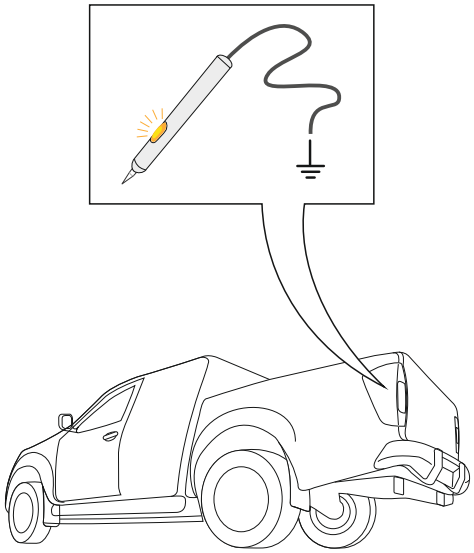

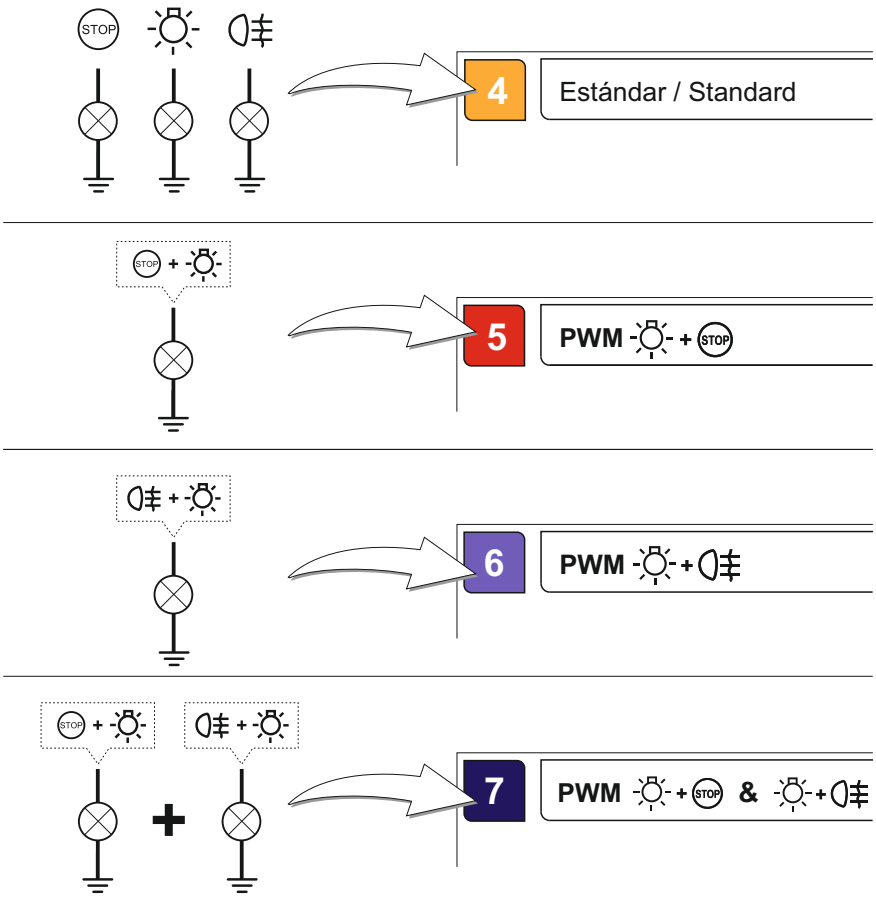

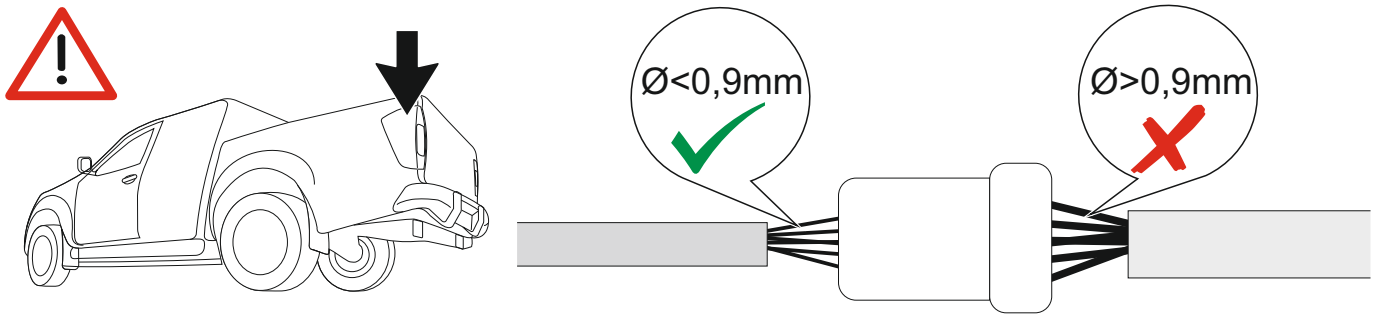

4 **Conexión estándar** / *Standard connection*

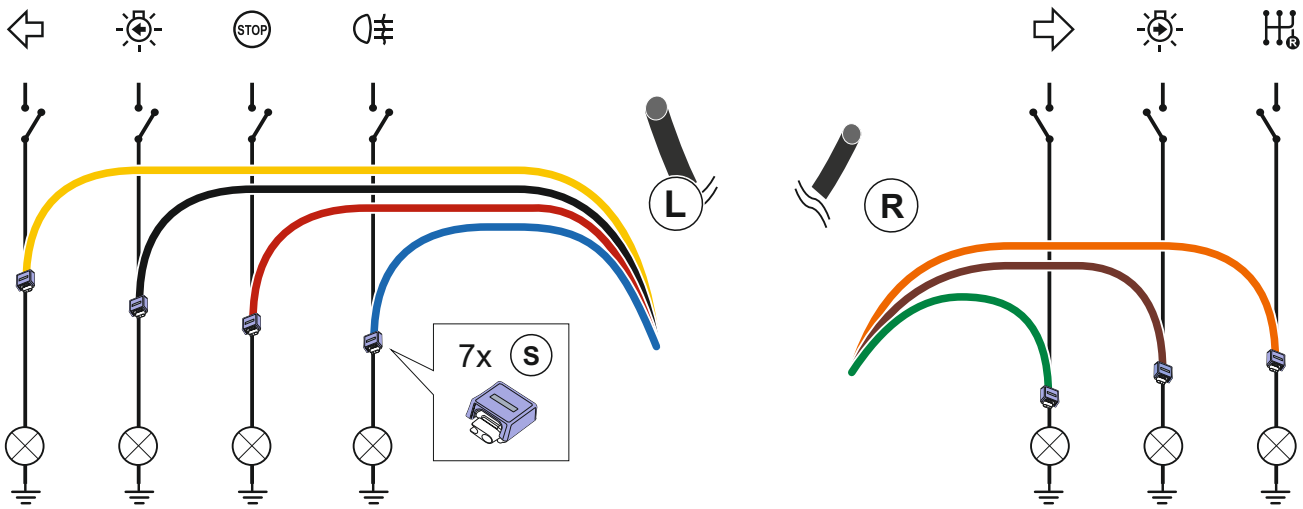

5 PWM: Luces de freno y posición / *PWM: Stop & Tail light*

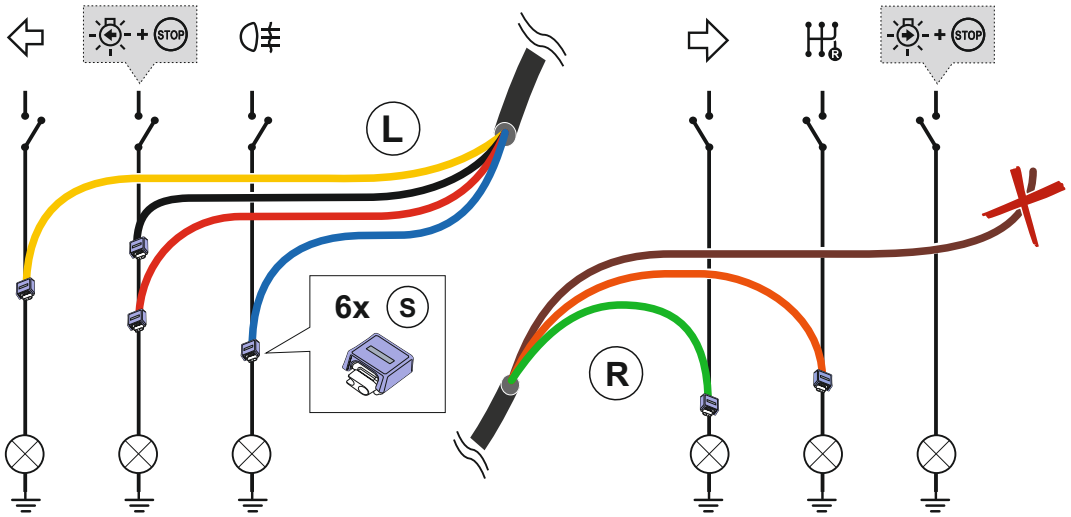

Autoprogramación de centralita
Module software autocoding

1. 
2. 

6 PWM: Luces antiniebla y posición / PWM: Fog & Tail lights

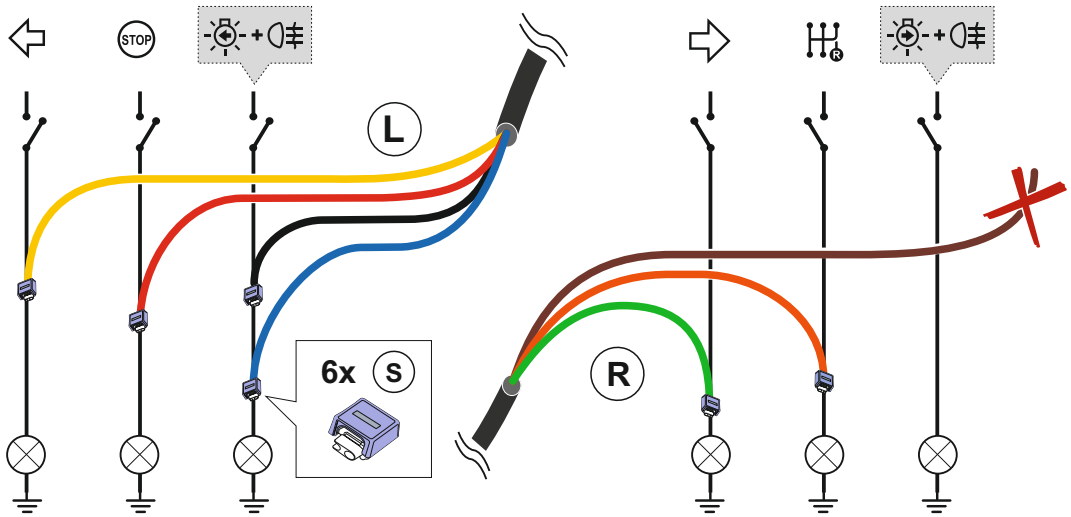

Autoprogramación de centralita
Module software autocoding

1. 
2. 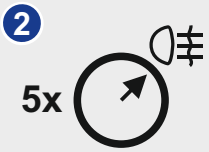

7 PWM: Luces antiniebla, freno y posición / PWM: Fog, Brake & Tail lights

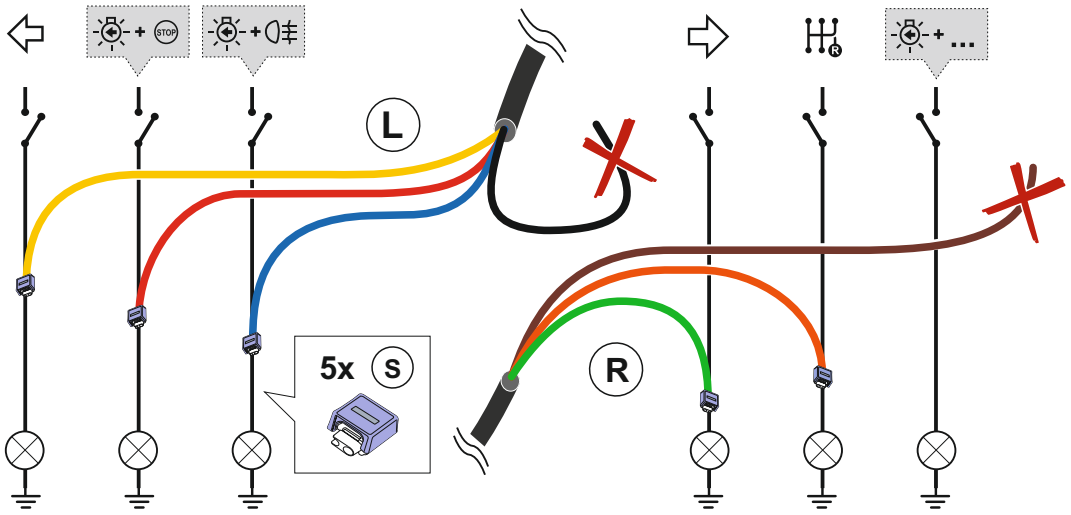

Autoprogramación de centralita
Module software autocoding

1. 
2. 

3. 

8 **Fijación de la centralita** / Fixation of the trailer module



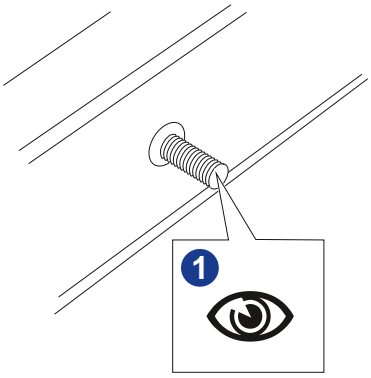

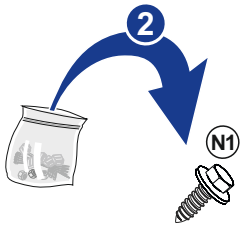

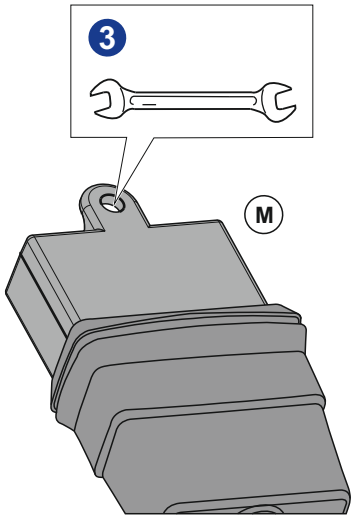

9 **Fijación de la base de enchufe de 13 polos** / Fixation of the 13 pins socket

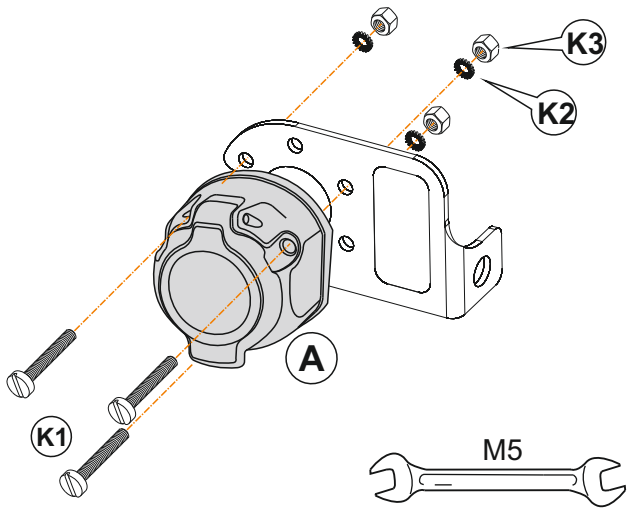

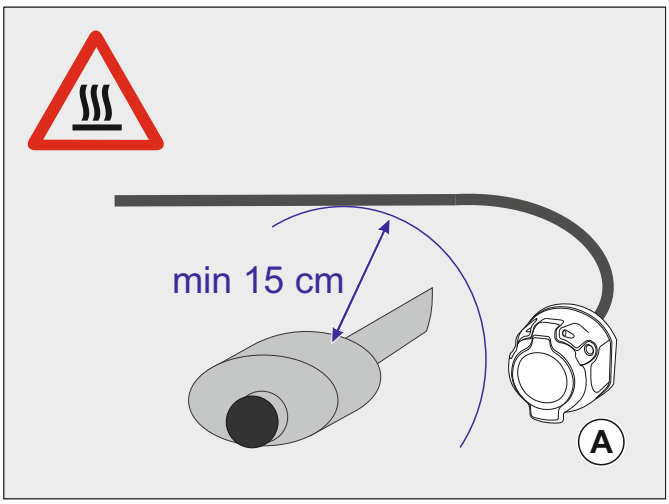

10 **Alimentación de la centralita** / Constant current for the trailer module

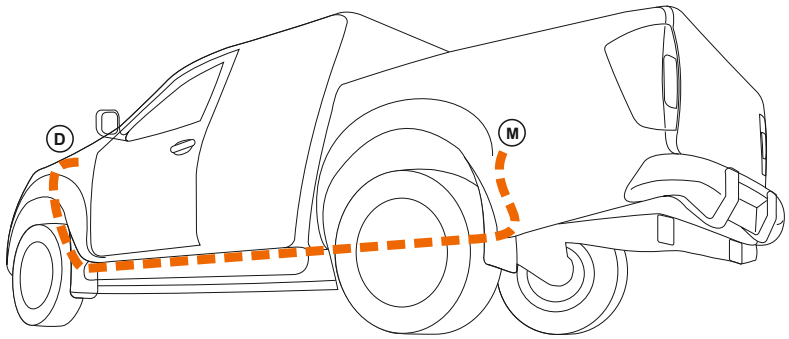

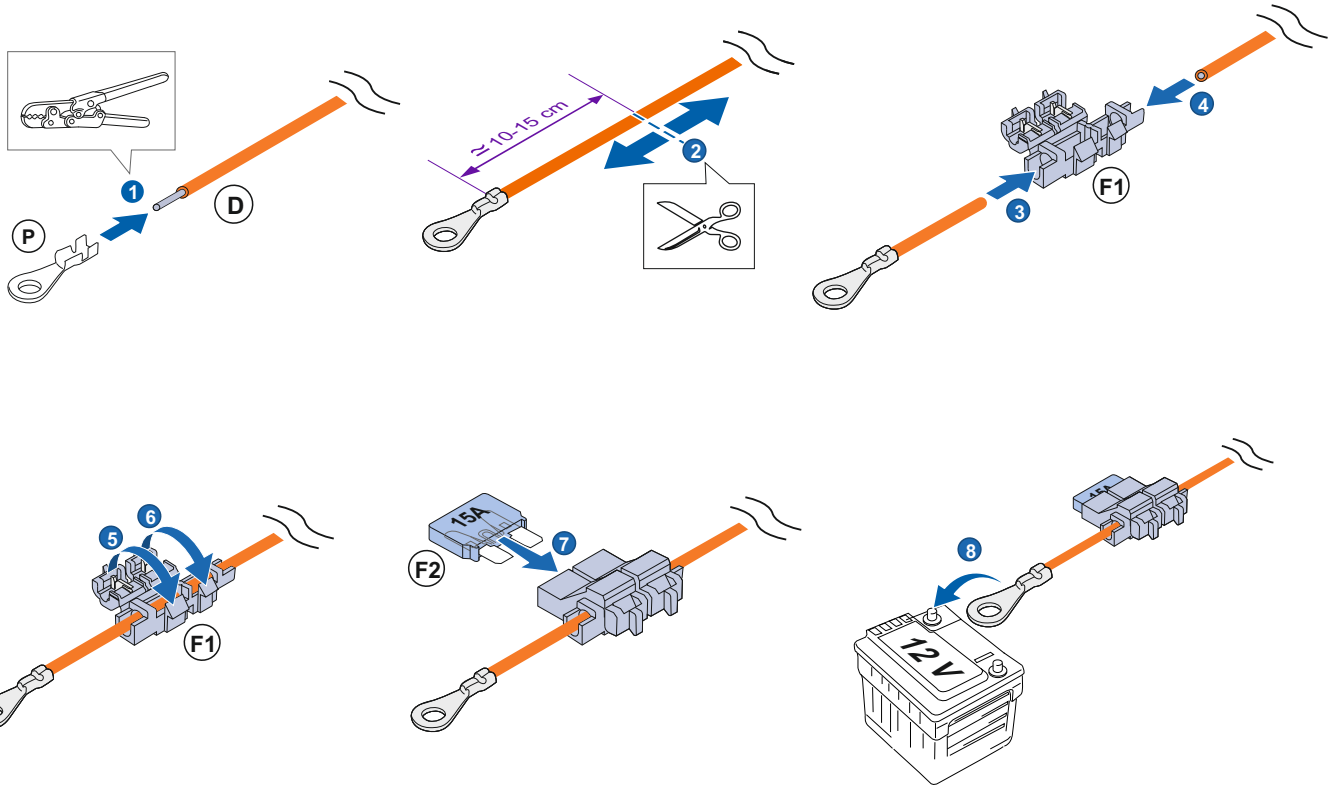

11

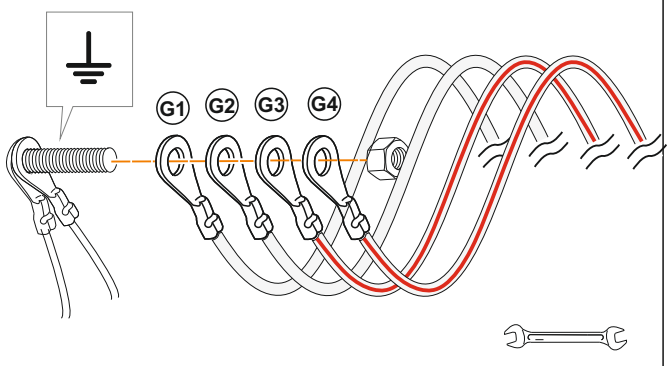

12

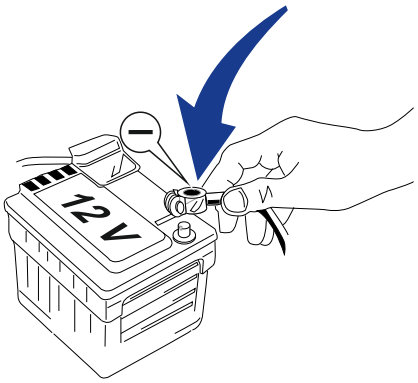

13 **Comprobación de alumbrado** / Lightning check







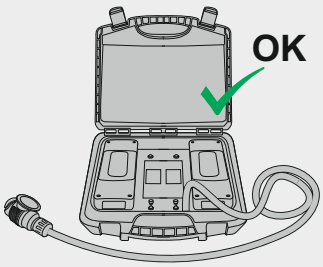

Simulador de remolque / Trailer simulator / Simulateur de remorque
Simulatore di rimorchio / Anhänger-Simulator / Simulador de reboque

Ref. / Tart Nr.: **ALD0002**

ES: La comprobación debe hacerse con un consumo mínimo de 1W. / **GB:** The verification must be done with 1W minimum. **/ FR:** Le contrôle doit être effectué avec une consommation minimum de 1 W sur le clignotant. **/ IT:** La verifica deve essere effettuata con un consumo minimo di 1W. **/ DE:** Die Prüfung muss mit einem Mindestverbrauch von 1 W durchgefürht werden. **/ PT:** A verificação deve ser feita com um consumo mínimo de 1W.

14 **Accesorios opcionales: tomas de caravana** / Optional accessories: caravan power supplies

OPTION 1

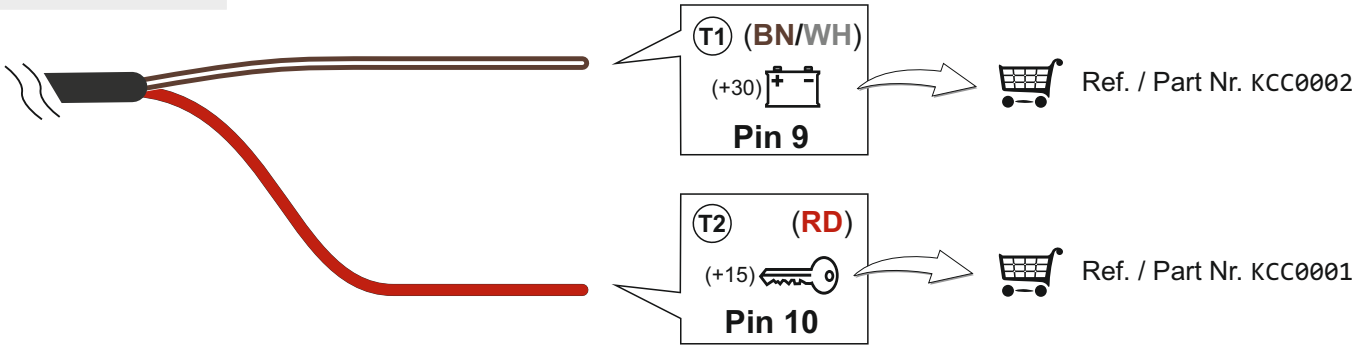

14*

OPTION 2

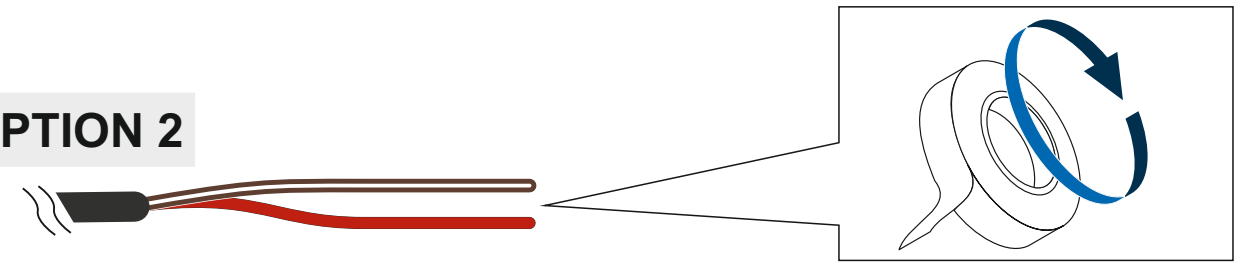

15 **Funciones extra** / Extra functions

