ARAGON CAN

Citroën Berlingo (2019 -), Citroën C-Elysee (2019 -), Citroën C3 III [B618], Citroën C3 Aircross II, Citroën C4 Cactus, Citroën C4 (2020-), Citroën ë-C4, Ds3 (3p), DS3 Crossback, FIAT Dobló (09/2022-), Jeep Avenger, Opel Corsa (2020 -), Opel Corsa-e, Opel Combo, Opel Combo Life, Opel Crossland X, Peugeot 208, Peugeot e-208, Peugeot 2008, Peugeot e-2008, Peugeot Partner III (2019 -), Peugeot Rifter, Toyota Proace City, Toyota Proace City Verso, Lancia Ypsilon.

PSA VAN

Ref: KAN13B0

**Patent pending*

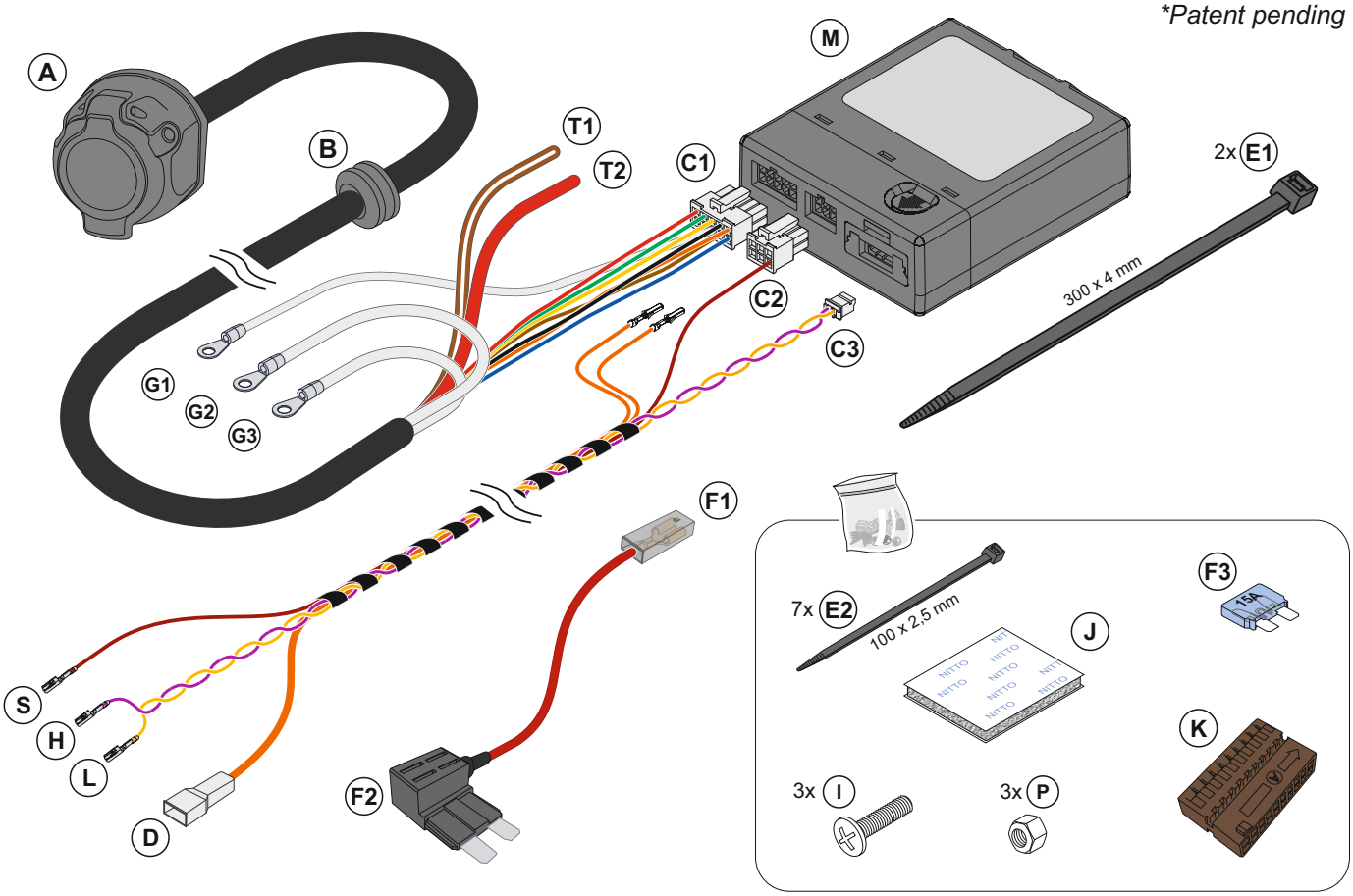

Kit electrónico de remolque con contraseña de homologación Europea
Trailer wiring kit homologated according to EC Approval

ES Instrucciones de montaje de kit electrónico de 13 polos de acuerdo a Norma DIN/ISO 11446. El montaje inapropiado o efectuado por personal no cualificado supone la pérdida de la garantía, de todo derecho a la indemnización y la expiración de toda responsabilidad civil respecto del producto.

EN Fitting instructions of towbar wiring kit with 13 pins socket according to DIN/ISO Norm 11446. The unproper assembly or the fitting done by an unskilled person will automatically result in cancellation of the guarantee, the loss of any right of indemnity and the expiration of all product liability.

FR Notice de montage du faisceau elektro-satz por attelage de remorque avec prise du 13 plots conforme à la Norme DIN/ISO 11446. Une mauvaise installation ou celle effectuée par personnel non qualifié signifie la perte de la garantie, tout droit à indemnisation et à l'expiration de toute responsabilité civile sur le produit.

IT Istruzioni per l'installazione del kit elettronico 13 poli a norma DIN/ISO 11446. L'assemblaggio inadeguato o eseguito da personale non qualificato significa la perdita della garanzia, qualsiasi diritto al risarcimento e alla scadenza di ogni responsabilità per il prodotto.

DE 13 Polige Montageanleitung für electronique gemäss DIN / ISO 11446. Eine unsachgemässe Montage durch nicht qualifiziertes Personal bedeutet den Verlust der Garantie, des Anspruchs auf Entschädigung und den Ablauf jeglicher zivilrechtlicher Haftung in Bezug auf die Produkt.

PT Instruções de instalação de kit eletrônico 13 pólos de acordo com DIN/ISO 11446. O montagem inadequada ou executados por pessoal não qualificado significa a perda da garantia, qualquer direito de indemnização e do termo de qualquer responsabilidade para o produto.

0



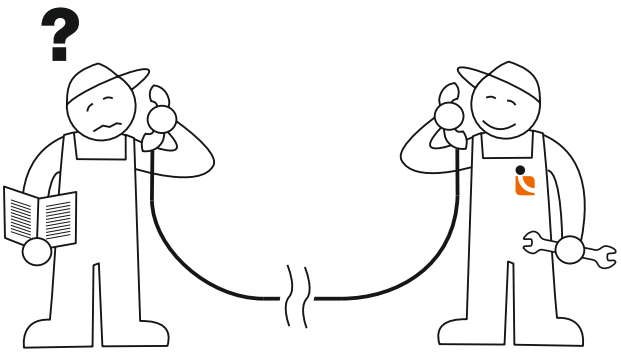

Tel.: (+34) 976 457 130

Conexión de la base de enchufe de 13 polos / 13 pins socket connection

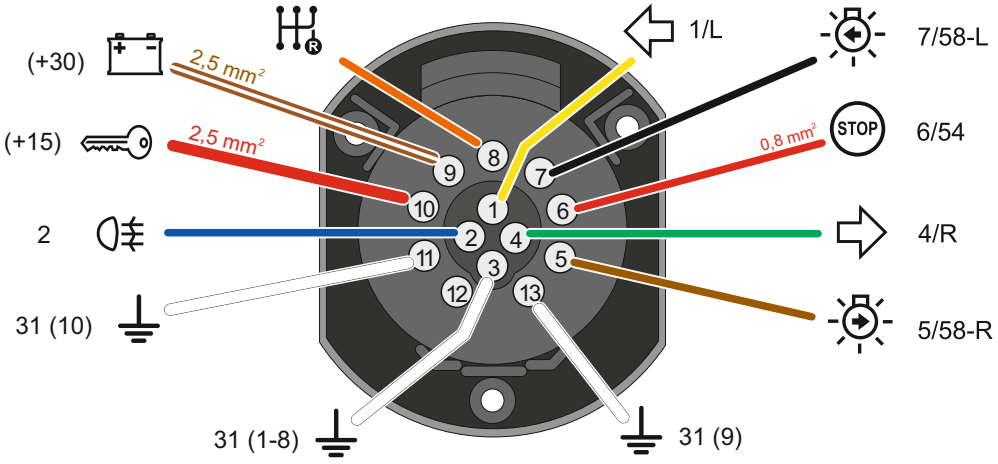

DIN / ISO 11446		ES	GB	FR	IT	DE	PT
1	1/L	Intermitente izquierdo	Left indicator	Clignotant gauche	Freccia sinistra	Fahrtrichungs-anzeiger links	Vira à esquerda
2	2	antiniebla trasera	rear fog light	Anti-brouillard	Retro-nebbia	Nebel-schlussleuchte	Nevoeiro traseira
3	31 (1-8)	Masa (1-8)	Earth (1-8)	Masse (1-8)	Massa (1-8)	Masse (1-8)	Terra (1-8)
4	4/R	Intermitente derecho	Right indicator	Clignotant droit	Freccia destra	Fahrtrichungs-anzeiger rechts	Vira à direita
5	5/58R	Posición derecha	Right tail light	Veilleuse droite	Posizione destra	Rechte Schlussleuchte	Luz traseira direita
6	6/54	Luz de freno	Brake light	Feu de stop	Luce d'arresto	Brem-sleuchte	Luz de freio
7	7/58L	Posición izquierda	Left tail light	Veilleuse gauche	Posizione sinistra	Linke Schlussleuchte	Luz traseira esquerda
8	8	Marcha atrás	Reverse light	Marche arrière	Retro-marcia	Rückfahr-leuchte	Luz Reversa
9	+30	Corriente continua	Permanent current	Courant continue	Positivo permanente	Permanent-strom	Corrente constante
10	+15	Corriente de contacto	Contact current	Courant de contact	Positivo sottochiave	Schalter-strom	Corrente em chave
11	31 (10)	Masa (10)	Earth (10)	Masse (10)	Massa (10)	Masse (10)	Terra (10)
12	--	Pin vacío	Empty pin	Broche vide	Pin vuoto	Leere Kammer	Pino vazio
13	31 (9)	Masa (9)	Earth (9)	Masse (9)	Massa (9)	Masse (9)	Terra (9)

Info

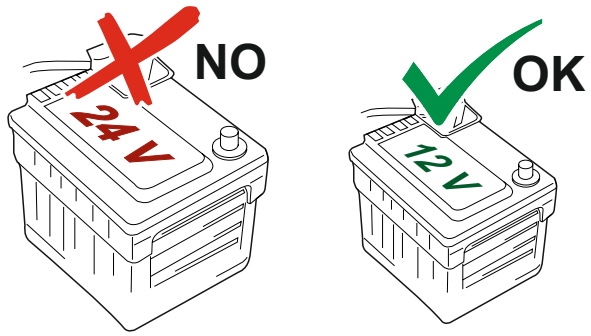

1

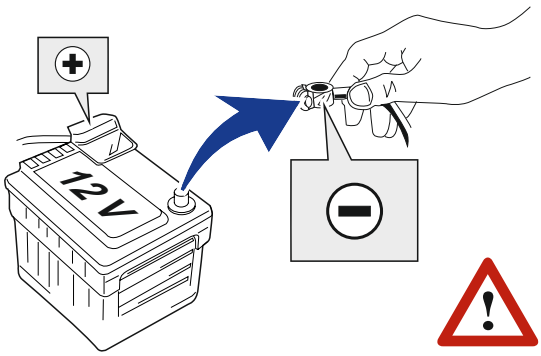

Código / Code

2 **Guía del cableado** / Harness routing

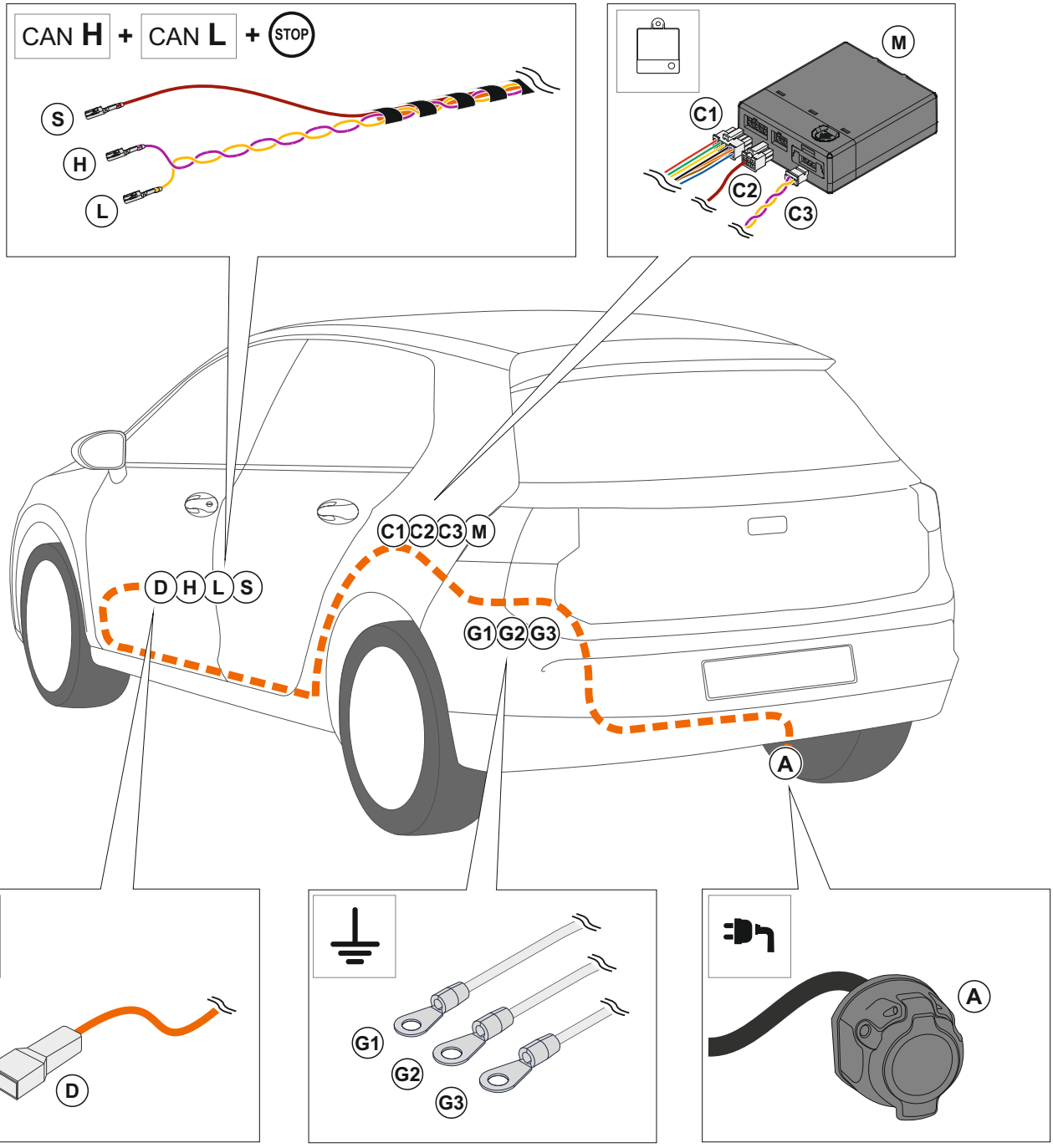

3 **Cableado de salida de señales** / Output signals wiring loom

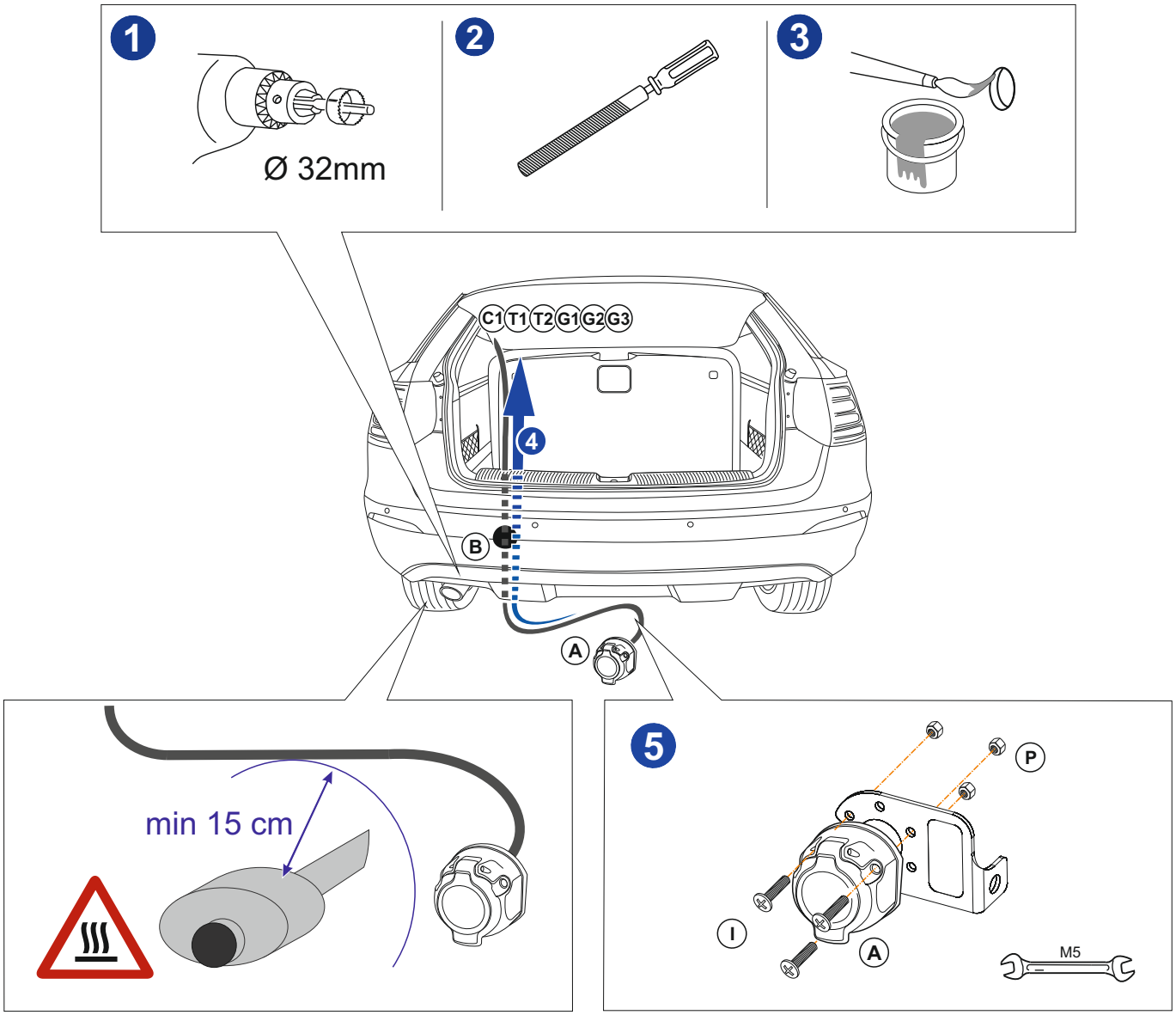

4 **Conexiones de la centralita de remolque** / Connections of the trailer module

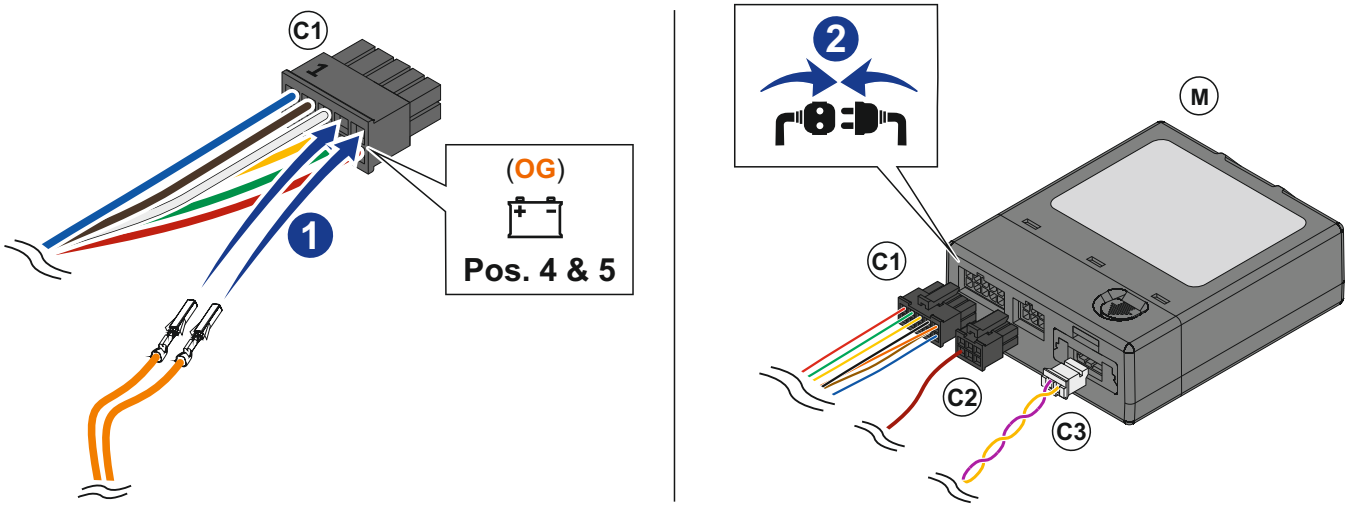

5 Conector de la BSI / BSI Connector

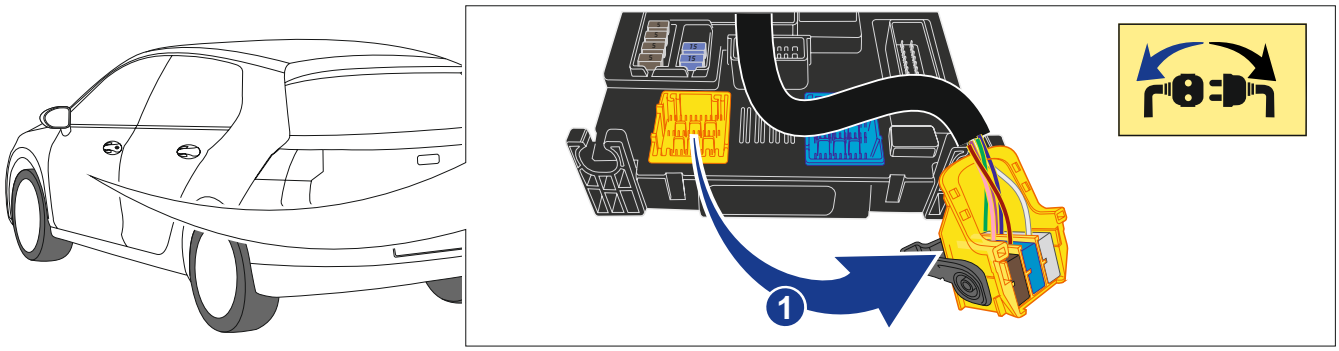

Opción 1: Conector de serie / Option 1: Existing connector

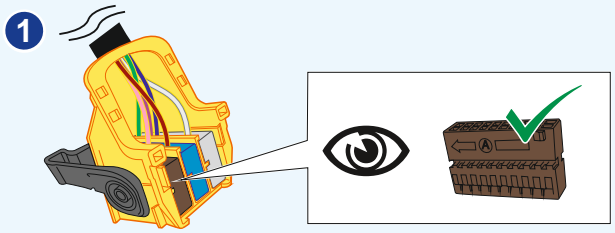

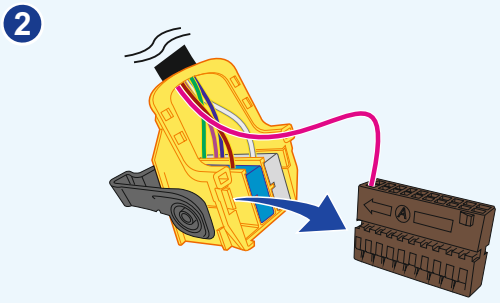

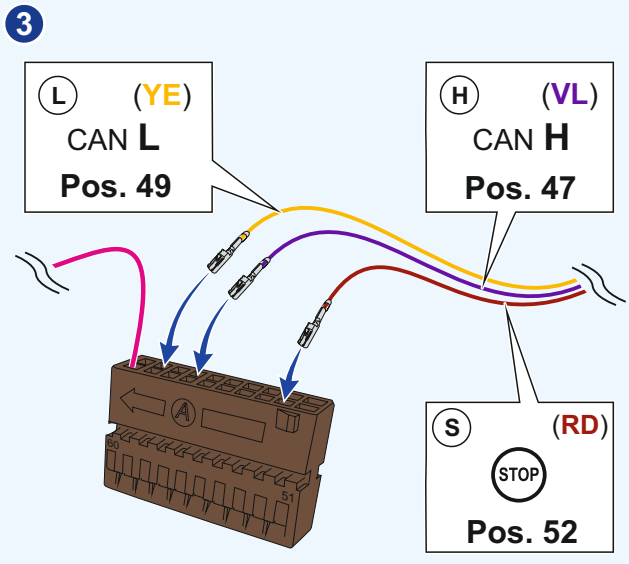

Opción 2: Sin conector / Option 2: Without connector

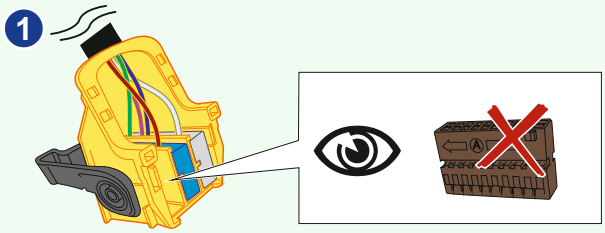

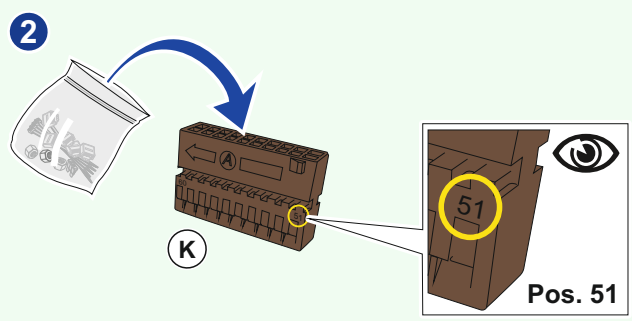

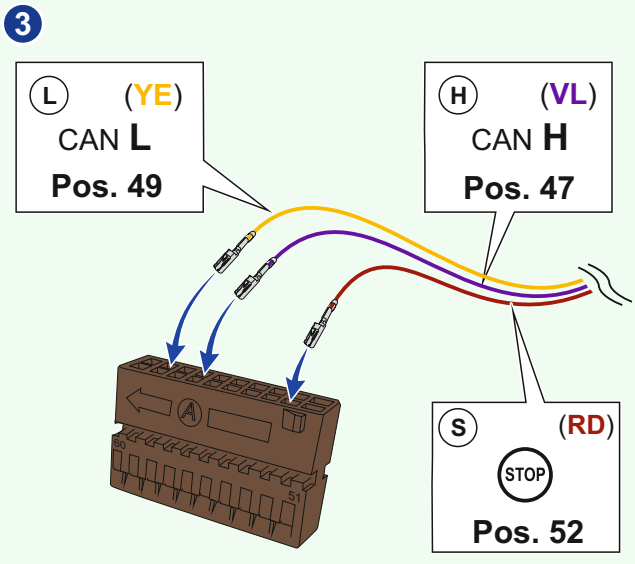

6 **Conector de la BSI** / BSI Connector

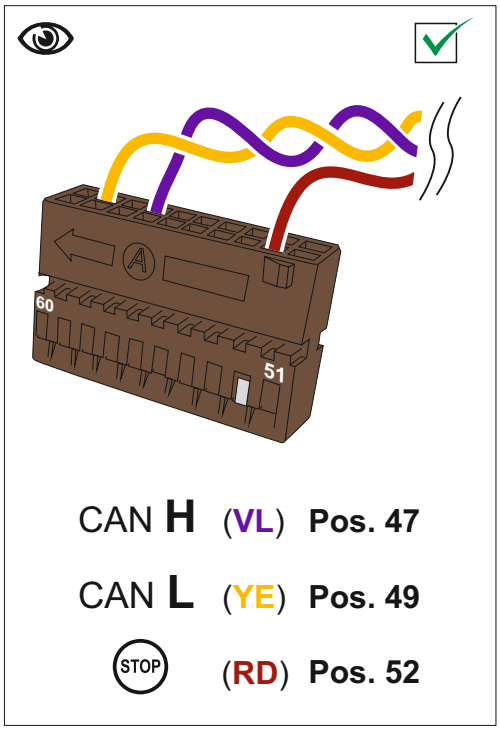

CAN **H** (VL) **Pos. 47**

CAN **L** (YE) **Pos. 49**

STOP (RD) **Pos. 52**

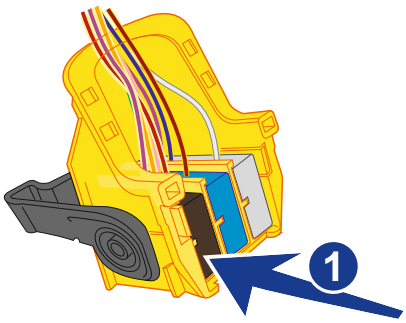

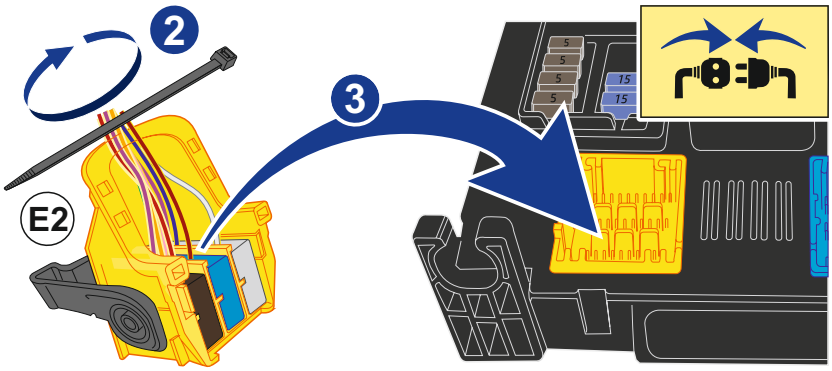

7 **Corriente continua de la centralita** / Constant current for the trailer module

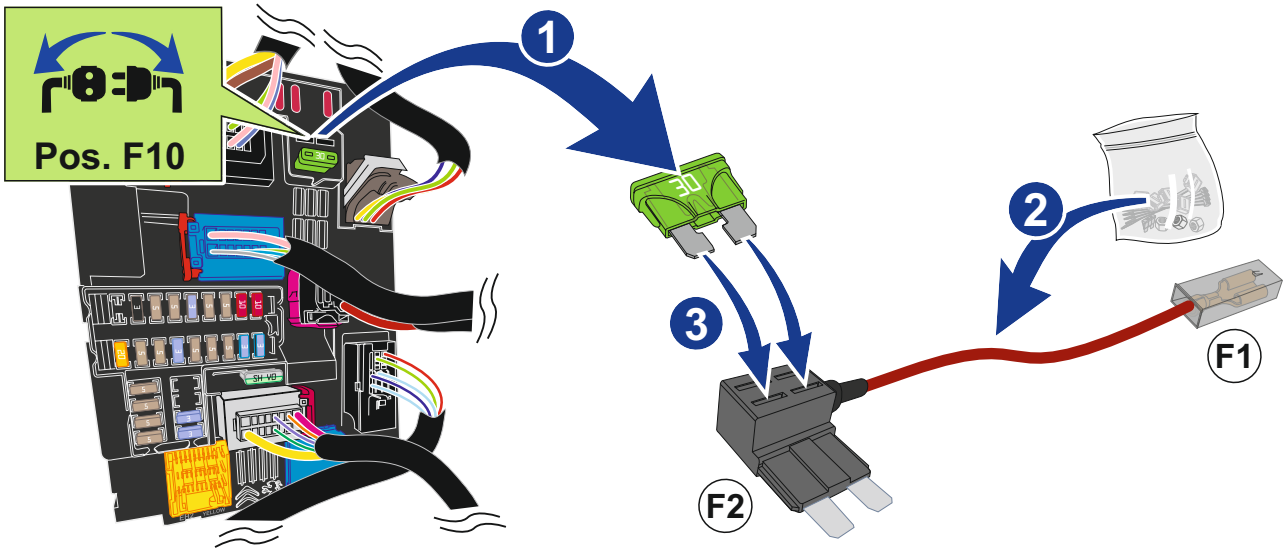

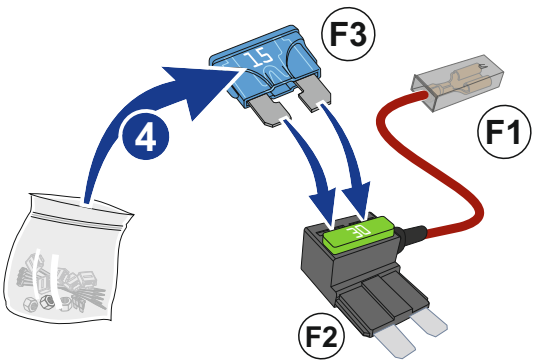

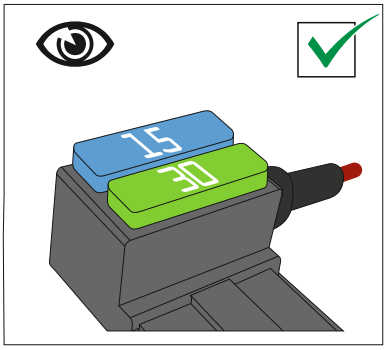

8 **Conexión de fusible a la BSI** / Connection of the fuse on BSI

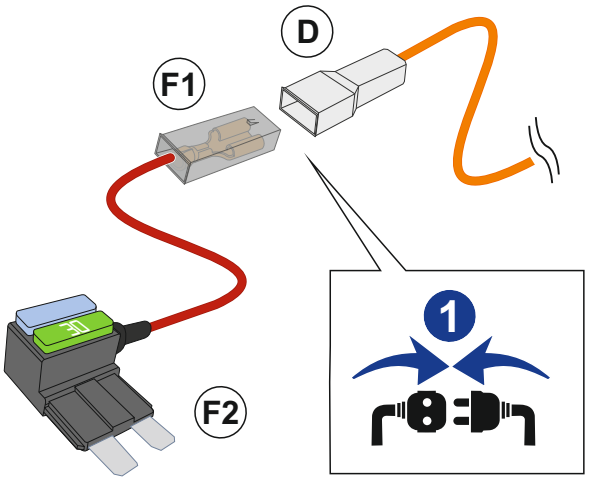

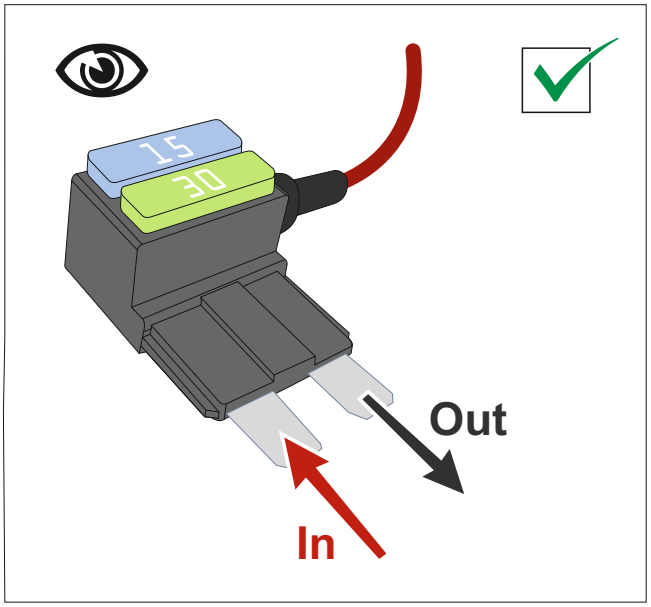

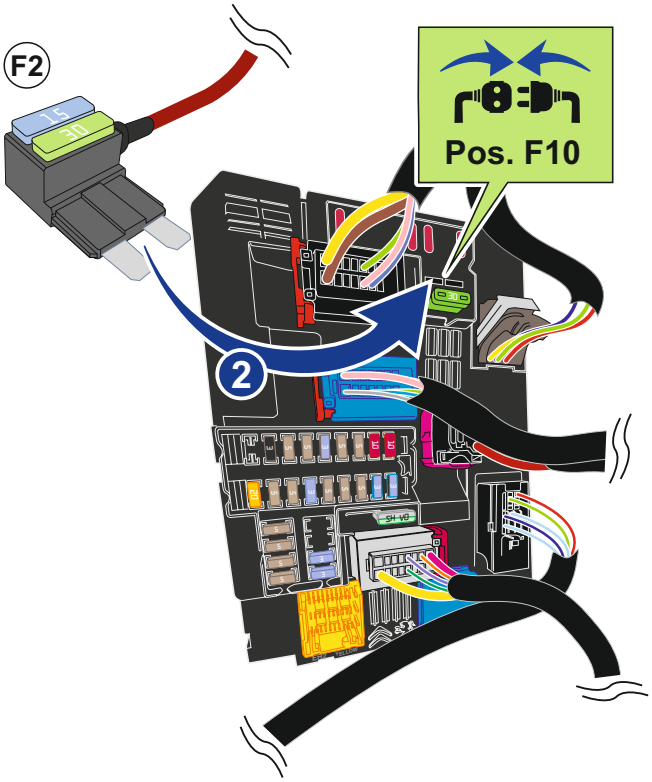

9 **Conexión de masa** / Earth cable connection

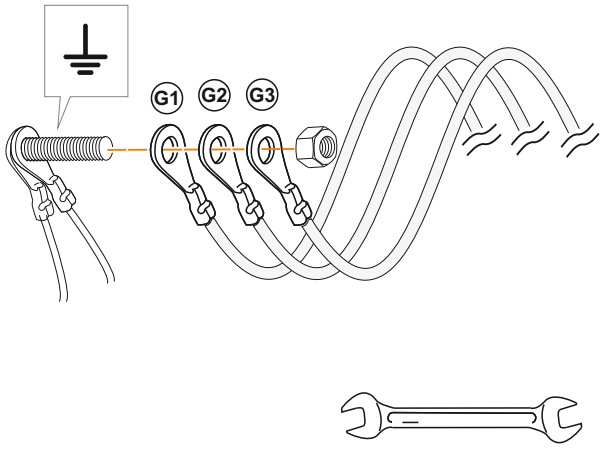

10 **Borne negativo de la batería** / Battery earth

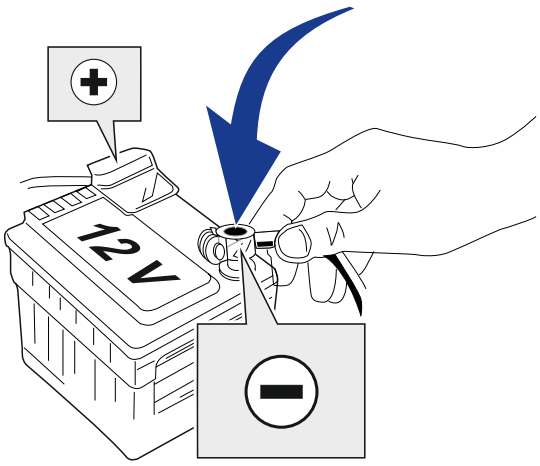

11 **Fijación de la centralita** / Fixation of the trailer module

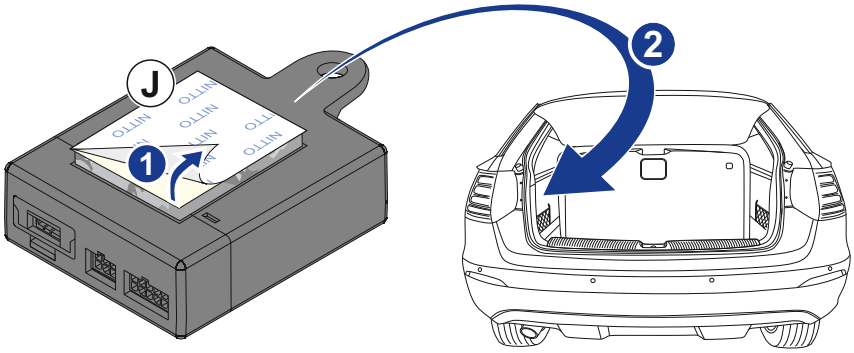

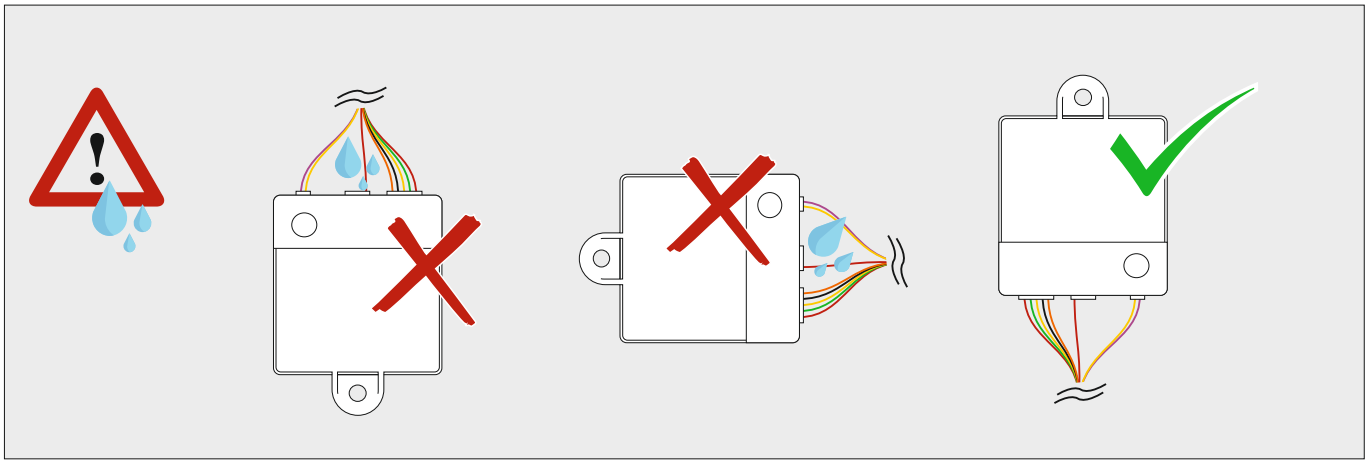

12 **Activación de las funciones de remolque** / Activation of trailer functions







Máquina de diagnosis AutoCodeEnganches

Ref. / Part Nr. **AUTOCODEENG2**

13 **Comprobación de alumbrado** / Lightning check



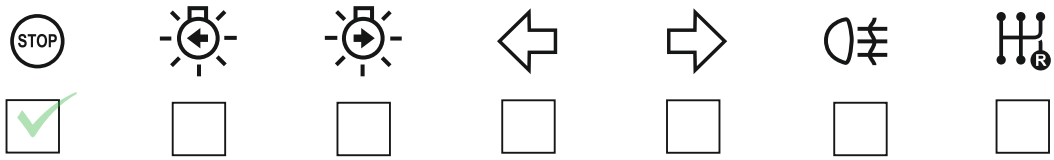



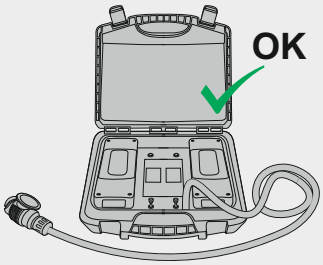

Simulador de remolque / Trailer simulator / Simulateur de remorque
Simulatore di rimorchio / Anhänger-Simulator / Simulador de reboque

Ref. / Tart Nr.: **ALD0002**

ES: La comprobación debe hacerse con un consumo mínimo de 1W. / **GB:** The verification must be done with 1W minimum. **/ FR:** Le contrôle doit être effectué avec une consommation minimum de 1 W sur le clignotant. **/ IT:** La verifica deve essere effettuata con un consumo minimo di 1W. **/ DE:** Die Prüfung muss mit einem Mindestverbrauch von 1 W durchgefürht werden**. / PT:** A verificação deve ser feita com um consumo mínimo de 1W.

14 **Accesorios opcionales: tomas de caravana** / Optional accessories: caravan power supplies

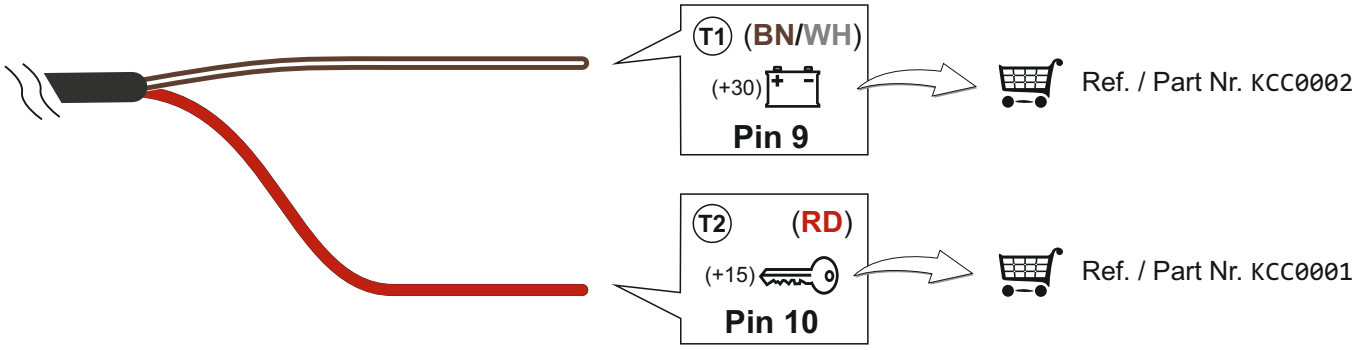

Sigue nuestra actualidad en nuestras redes sociales:
Follow our news on our social networks: