ARAGON

PRO-13 PLUS

Kit electrónico de enganche de remolque
Electronic kit for towbars
Faisceau electronique de remorque
Elektro-satz für Anhängekupplungen
Kit elettronico di gancio traino
Kit eletrônico de engate de reboque
Электронный комплект для фаркопов

Ref.: KAJ13P0

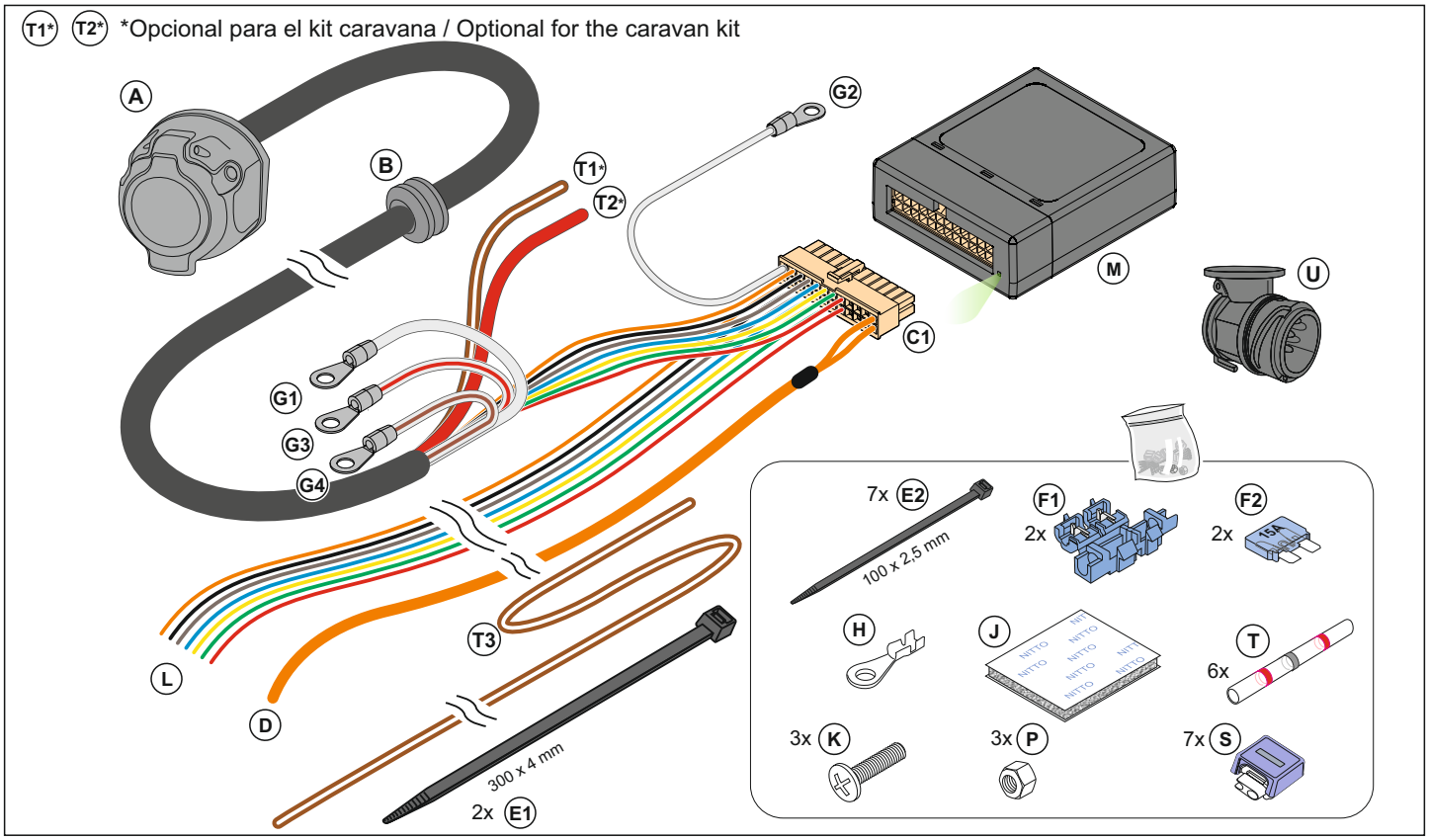

ES Instrucciones de montaje de kit electrónico de 13 polos de acuerdo a Norma DIN/ISO 11446. El montaje inapropiado o efectuado por personal no cualificado supone la pérdida de la garantía, de todo derecho a la indemnización y la expiración de toda responsabilidad civil respecto del producto.

GB Fitting instructions of towbar wiring kit with 13 pins socket according to DIN/ISO Norm 11446. The unproper assembly or the fitting done by an unskilled person will automatically result in cancellation of the guarantee, the loss of any right of indemnity and the expiration of all product liability.

DE 13 Polige Montageanleitung für electronique gemäss DIN / ISO 11446. Eine unsachgemässe Montage durch nicht qualifiziertes Personal bedeutet den Verlust der Garantie, des Anspruchs auf Entschädigung und den Ablauf jeglicher zivilrechtlicher Haftung in Bezug auf die Produkt

FR Notice de montage du faisceau elektro-satz por attelage de remorque avec prise du 13 plots conforme à la Norme DIN/ISO 11446. Une mauvaise installation ou celle effectuée par personnel non qualifié signifie la perte de la garantie, tout droit à indemnisation et à l'expiration de toute responsabilité civile sur le produit.

IT Istruzioni per l'installazione del kit elettronico 13 poli a norma DIN/ISO 11446. L'assemblaggio inadeguato o eseguito da personale non qualificato significa la perdita della garanzia, qualsiasi diritto al risarcimento e alla scadenza di ogni responsabilità per il prodotto.

PT Instruções de instalação de kit eletrônico 13 pólos de acordo com DIN/ISO 11446. O montagem inadequada ou executados por pessoal não qualificado significa a perda da garantia, qualquer direito de indemnização e do termo de qualquer responsabilidade para o produto.

RU Инструкция по установке универсального комплекта Электронный с 13-ми контактной розеткой в соответствии с нормой 11446 DIN/ISO. Некорректная установка или установка выполненная неквалифицированным человеком влечет за собой отмену гарантии и отказ от компенсации издержек связанных с продуктом. В случае выхода из строя задних сигналов поворота, модуль автоматически перенесет функцию на соответствующий габаритный фонарь.

Test de compatibilidad electromagnética (EMC) de acuerdo a Norma ECE Nº10, R05 - EMC Tested according to ECE Nr.10, R05



0



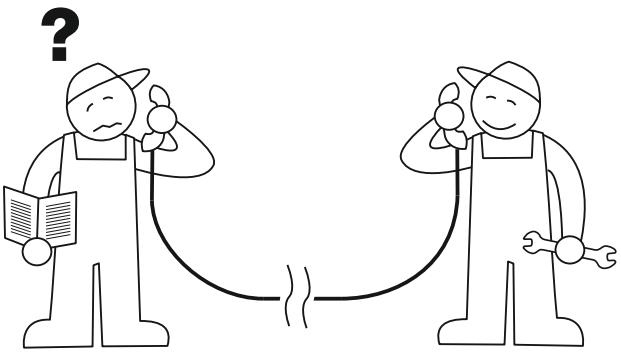

Tel.: (+34) 976 457 130

Conexión de la base / Socket connection / Basisverbindung / Connection de la prise / Connessione de la presa / Conexión de la base / Подключение розетки

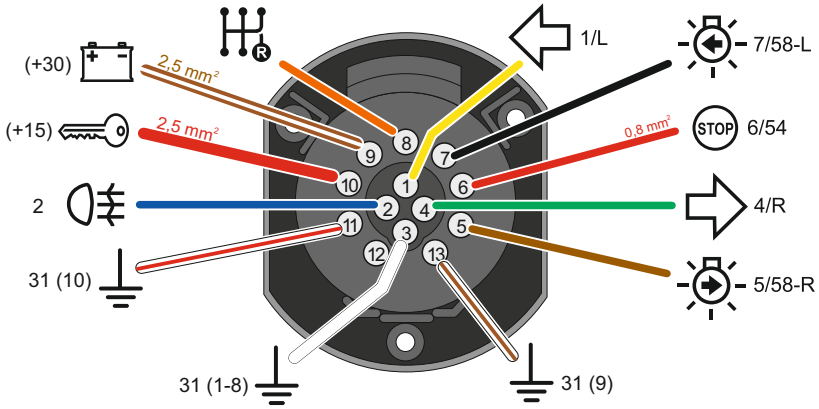

	ES	GB	DE	FR	IT	PT	RU
1 1/L	Intermitente izquierdo	Left indicator	Fahrtrichtungsanzeiger, links	Clignotant gauche	Freccia sinistra	Vira à esquerda	Левый поворот
2 2	Antiniebla	Rear fog light	Nebelleuchte	Antibrouillard	Retronebbia	Nevoeiro traseira	Задний противотуманный фонарь
3 31 (1-8)	Masa (1-8)	Earth (1-8)	Masse (1-8)	Masse (1-8)	Massa (1-8)	Terra (1-8)	Заземление (1-8)
4 4/R	Intermitente derecho	Right indicator	Fahrtrichtungsanzeiger, rechts	Clignotant droite	Freccia destra	Vira à direita	Правый поворот
5 5/58	Posición derecha	Right tail light	Fahrtrichtungsanzeiger, rechts	Feu arrière droite	Posizione destra	Luz traseira direita	Правый задний фонарь
6 6/54	Freno	Brake light	Bremsleuchte	Feu de stop	Luce d'arresto	Luz de freio	Стоп-сигнал
7 7/58	Posición izquierda	Left tail light	Linke Standlicht	Feu arrière gauche	Posizione destra	Luz traseira direita	Левый задний фонарь
8 8	Marcha atrás	Reverse	Rückfahrleuchte	Marche arrière	Retromarcia	Reversa	Задний ход
9 +30	Corriente continua	Permanent current	Gleichstrom	Courant continue	Positivo permanente	Positivo direito	Постоянный ток
10 +15	Corriente de contacto	Switch current	Kontaktstrom	Courant à contacte	Positivo sottochiave	Positivo em chave	Переключение тока
11 31 (10)	Masa (10)	Earth (10)	Masse (10)	Masse (10)	Massa (10)	Terra (10)	Заземление (10)
12 --	--	--	--	--	--	--	--
13 31 (9)	Masa (9)	Earth (9)	Masse (9)	Masse (9)	Massa (9)	Terra (9)	Заземление (9)

Info

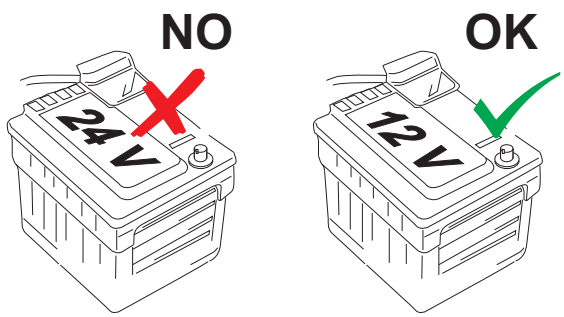
NO
OK
24 V
12 V

1

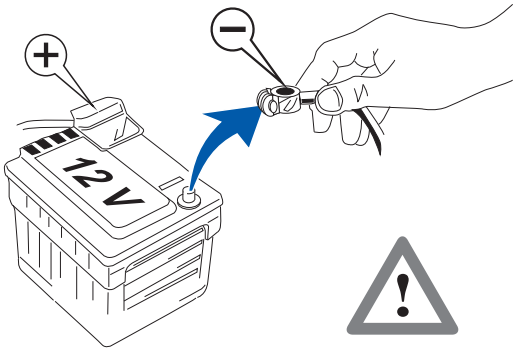
12 V
Código / Code

2

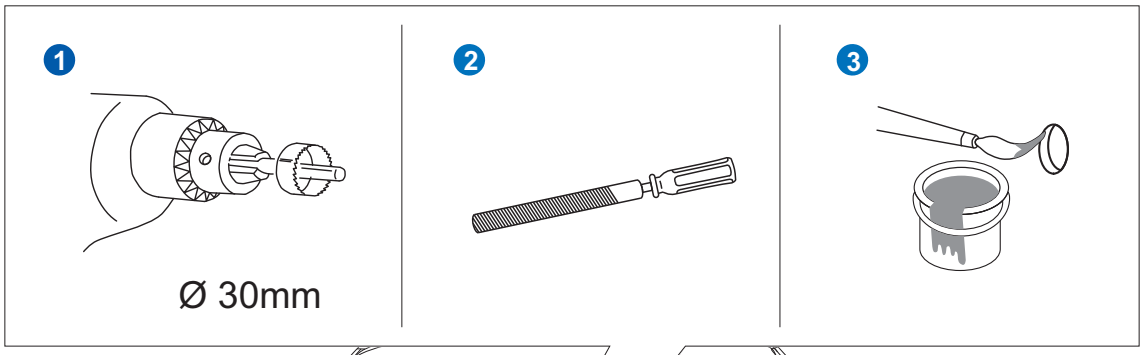
1
Ø 30mm
2
3

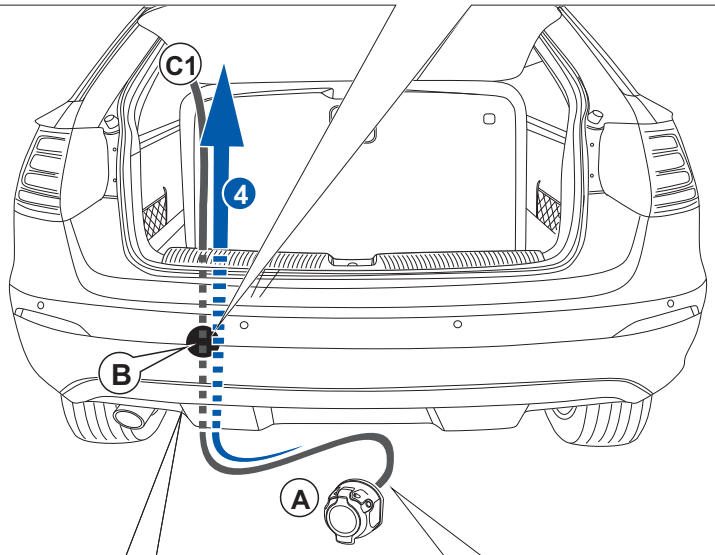
C1
4
B
A

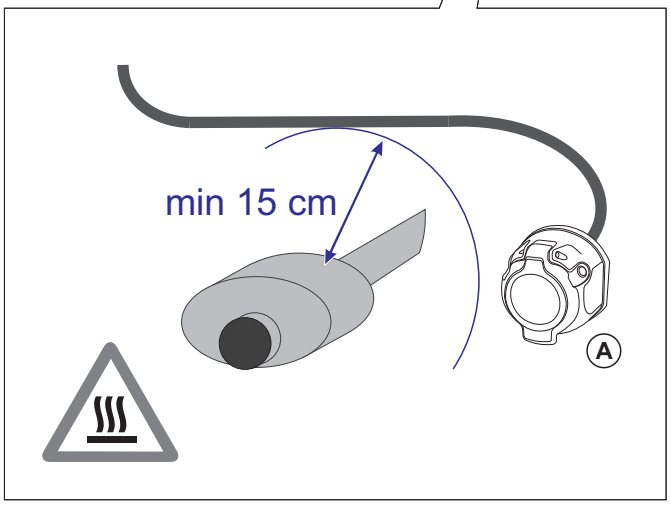
min 15 cm
A

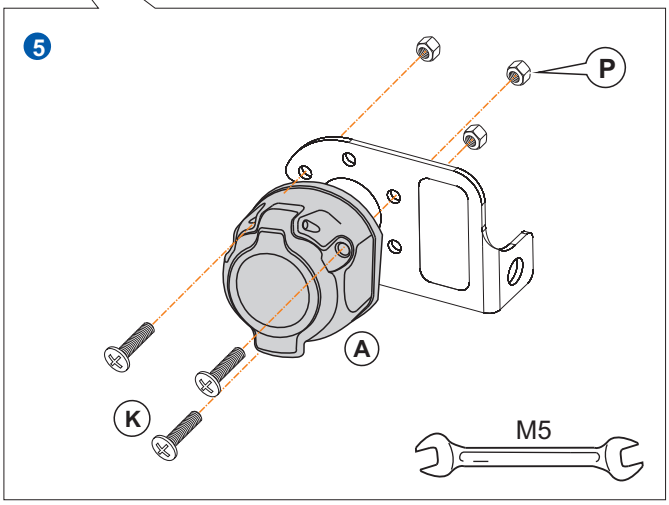
5
P
A
K
M5

3

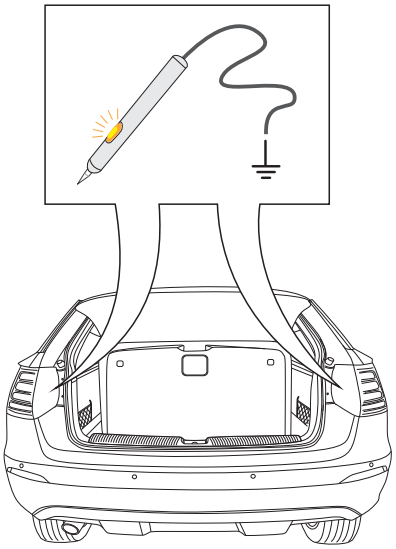

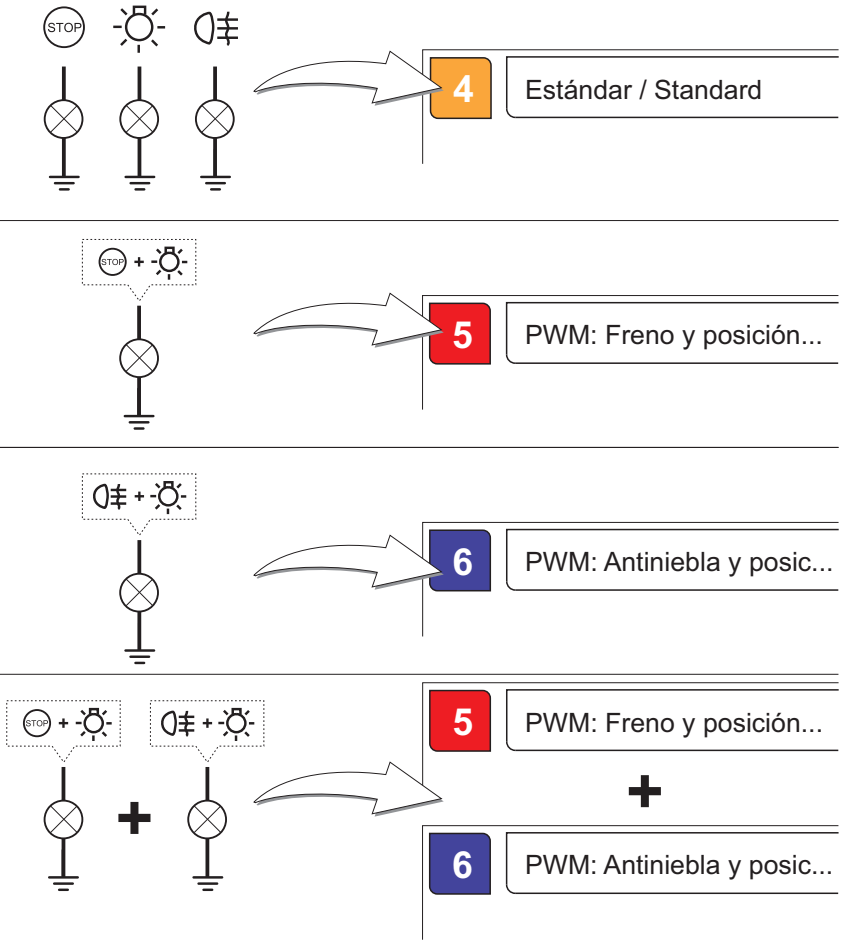

4 Estándar / Standard

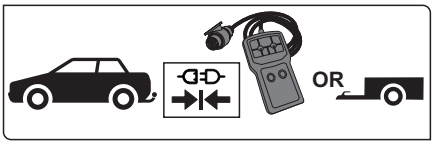

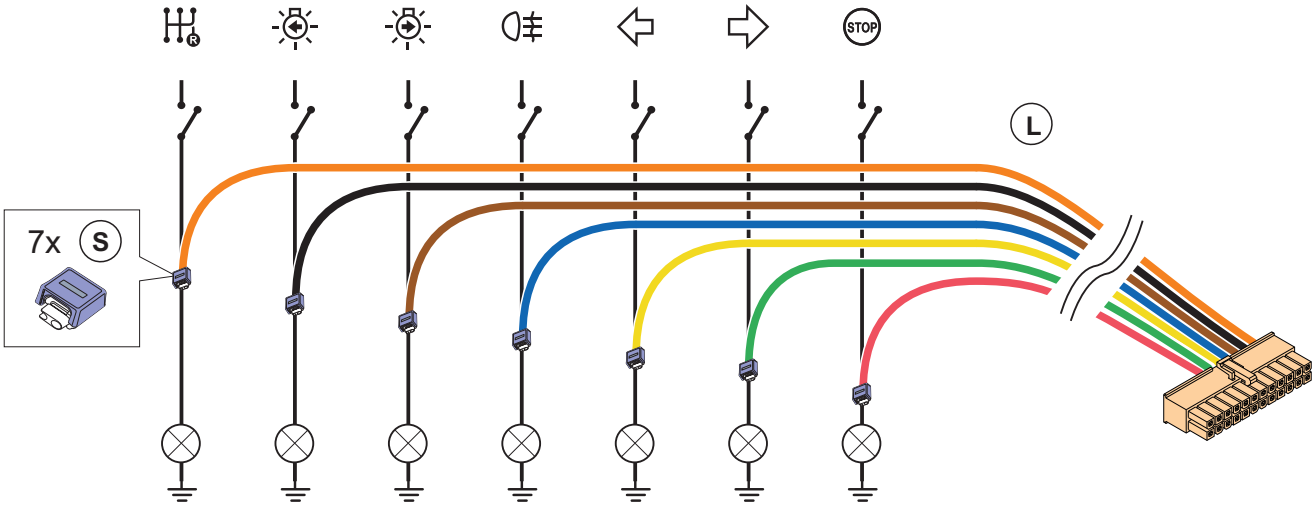

5

PWM: Freno y posición / Stop & Tail / Bremslicht und Standlicht Stop et feu arrière / Stop e posizione / Freio y luz traseira / Совмещенный стоп-сигнал и задние огни

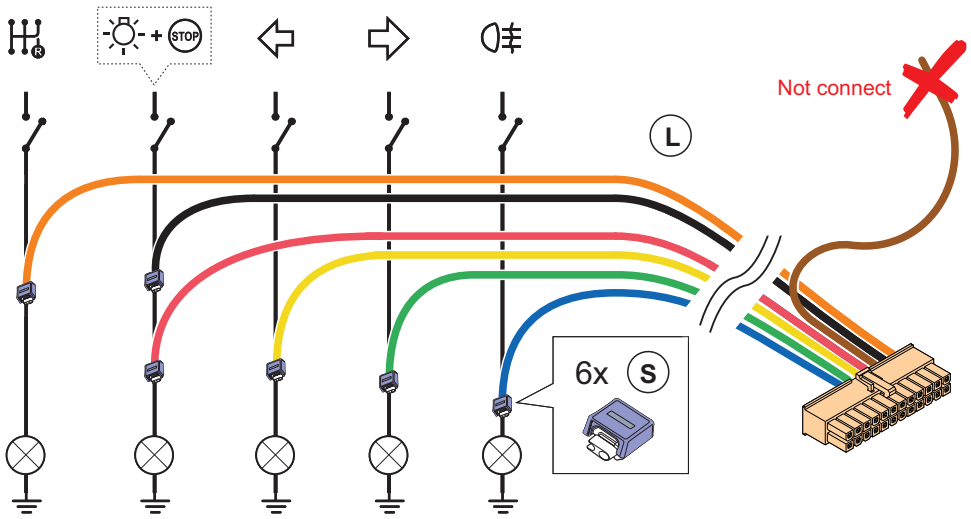

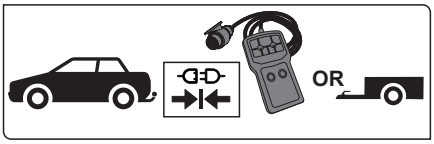

- Auto programación PWM
- PWM autoprogramming
- PWM Automatische Programmierung
- Programmation automatique PWM
- Autoprogrammazione PWM
- Auto programação PWM
-Автопрограммирование PWM



OK

6

PWM: Antiniebla y posición / Fog & Tail light / Nebelschluslicht und Standlicht / Antibrouillard et feu arrière / Retronebbia e posizione / Nevoeiro e luz traseira / Совмещенный противотуманный фонарь и задние огни

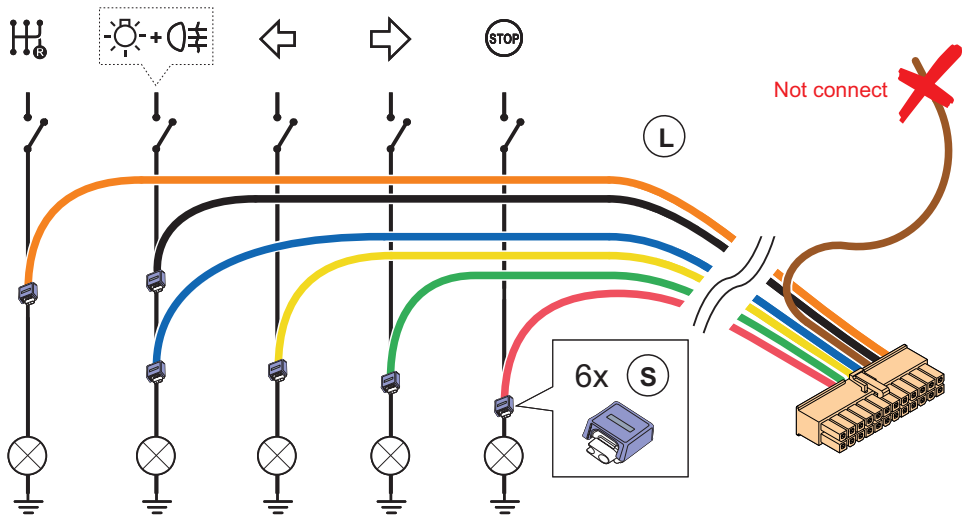

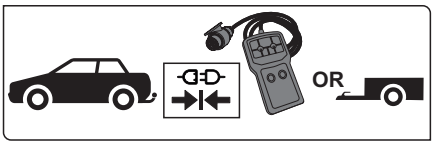

- Auto programación PWM
- PWM autoprogramming
- PWM Automatische Programmierung
- Programmation automatique PWM
- Autoprogrammazione PWM
- Auto programação PWM
-Автопрограммирование PWM



OK

5

PWM: Freno y posición / Stop & Tail / Bremslicht und Standlicht Stop et feu arrière / Stop e posizione / Freio y luz traseira / Совмещенный стоп-сигнал и задние огни

6

PWM: Antiniebla y posición / Fog & Tail light / Antibrouillard et feu arrière / Retronebbia e posizione / Nevoeiro e luz traseira / Совмещенный противотуманный фонарь и задние огни

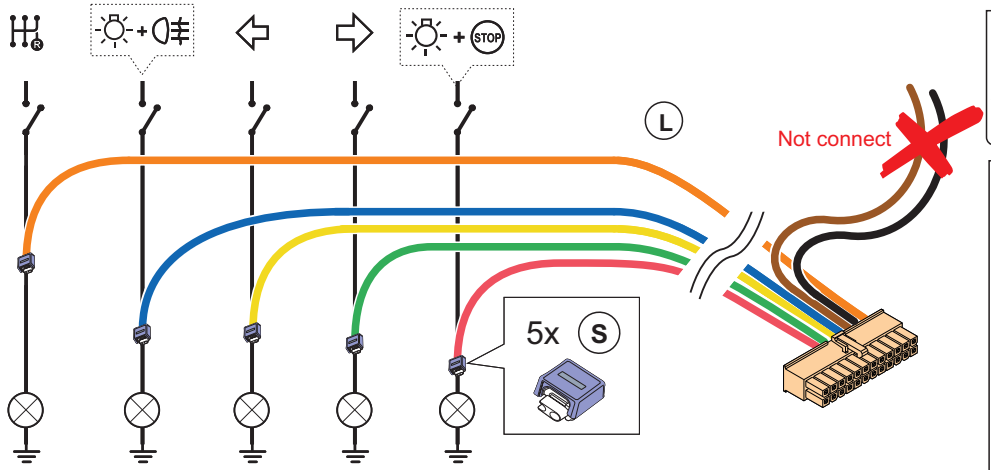

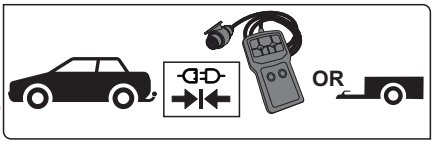

- Auto programación PWM
- PWM autoprogramming
- PWM Automatische Programmierung
- Programmation automatique PWM
- Autoprogrammazione PWM
- Auto programação PWM
-Автопрограммирование PWM



OK

Auto OFF

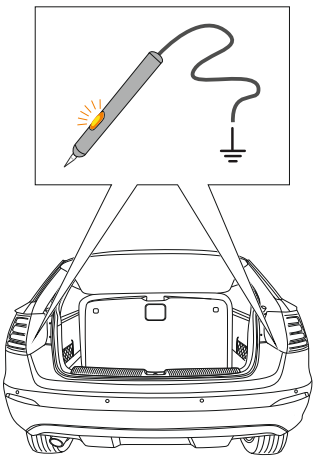

1x

7 Un antiniebla / One fog light / ...

2x

7 Un antinieb. + 8 Dos antinieb.

Nota: Las funciones deshabilitadas se restauran transcurridos 30 segundos de la desconexión del remolque con las luces del vehículo apagadas./
Note: Disabled functions are restored after 30 seconds of trailer disconnection with vehicle lights off./
Remarque: les fonctions désactivées sont rétablies après 30 secondes de déconnexion de la remorque, l'éclairage du véhicule étant éteint.
Nota: le funzioni disabilitate vengono ripristinate dopo 30 secondi di disconnessione del rimorchio con le luci del veicolo spente./
Nota: As funções desativadas são restauradas após 30 segundos de desconexão do trailer com o veículo apagado.

7 Un antiniebla / One fog light / Un antibrouillard / Una retronebbia / Um nevoeiro

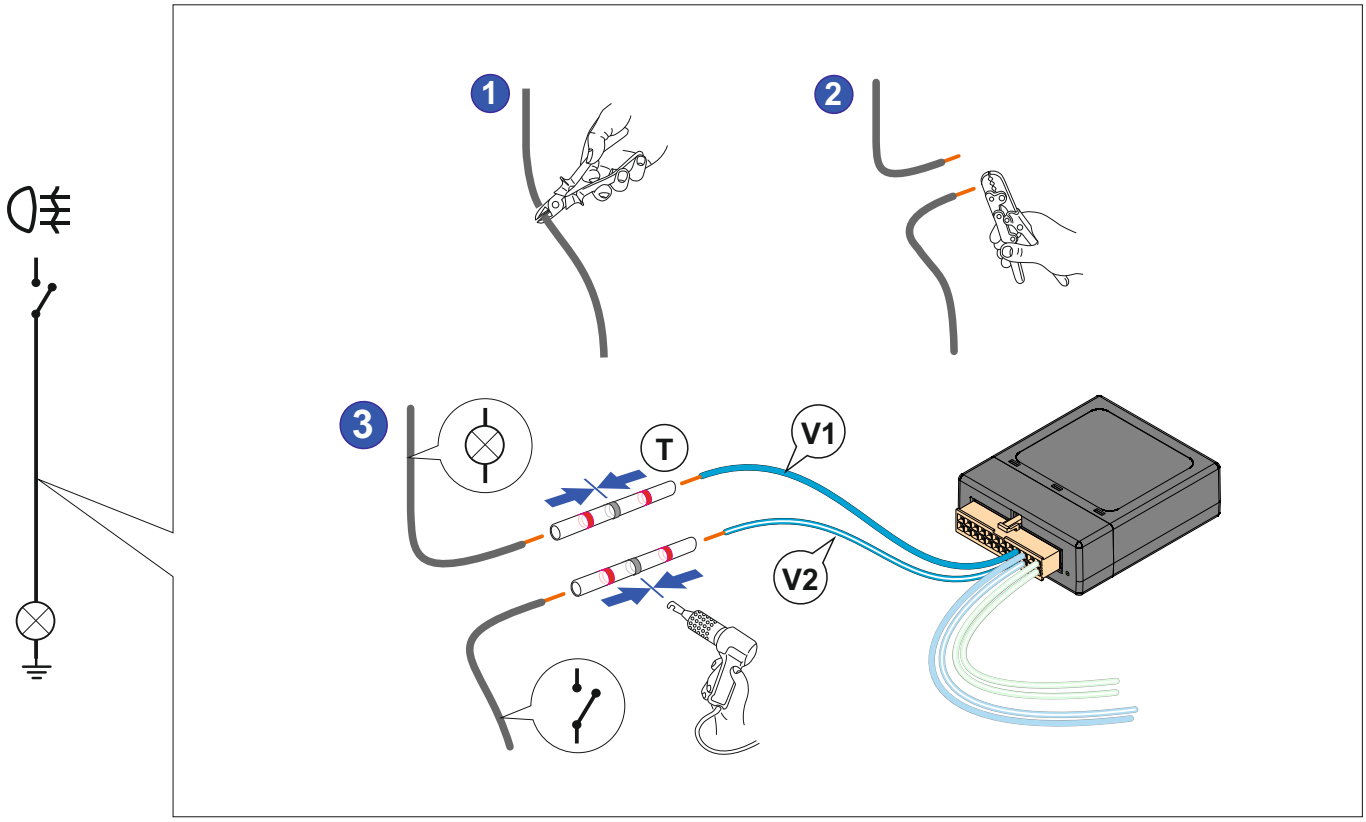

8 Dos antinieblas / Two fog lights / Deux antibrouillards / Due retronebbia / Dois nevoeiros

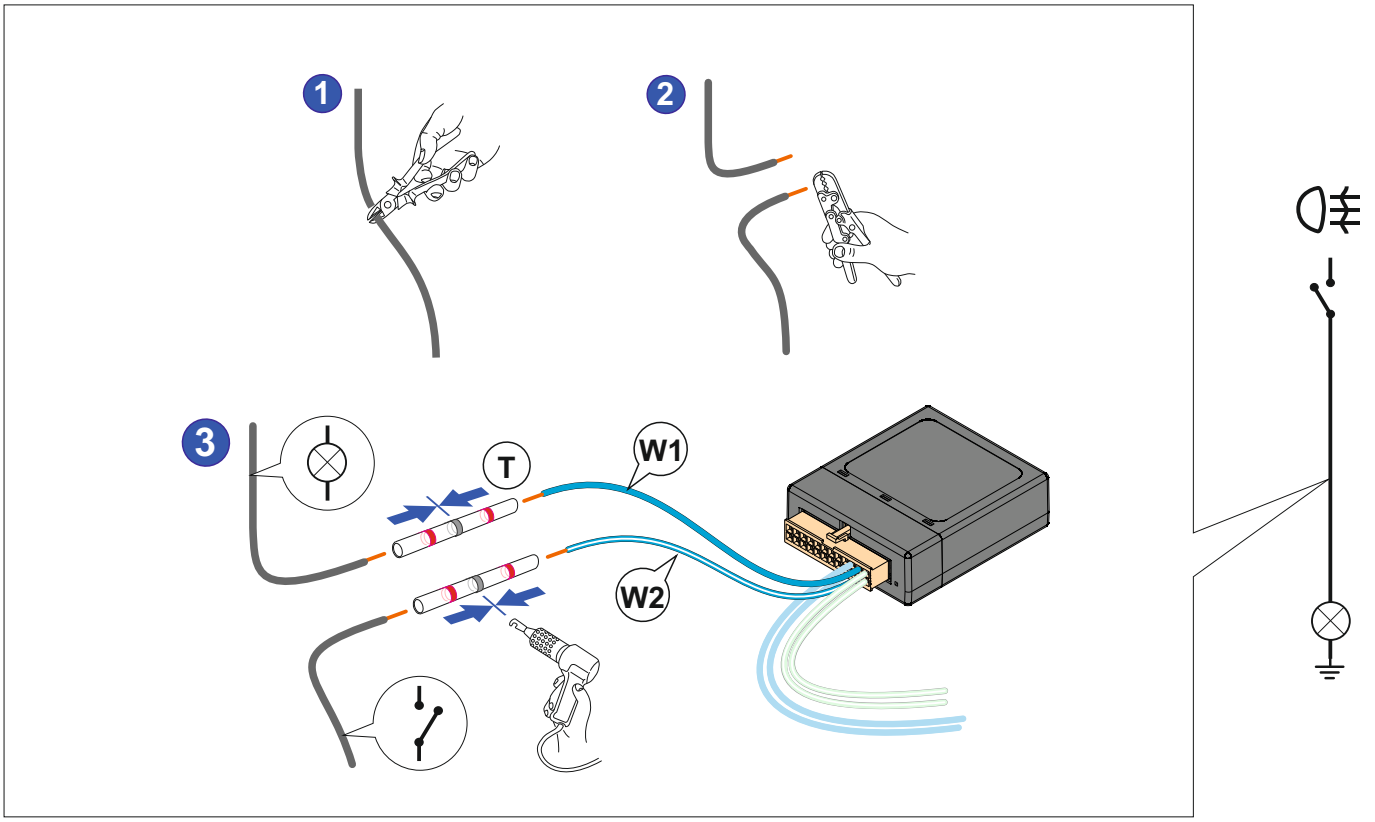

Auto OFF — Desconexión PDC * / PDC cut off * / PDC coupé * / Taglia PDC * / Cortar PDC *

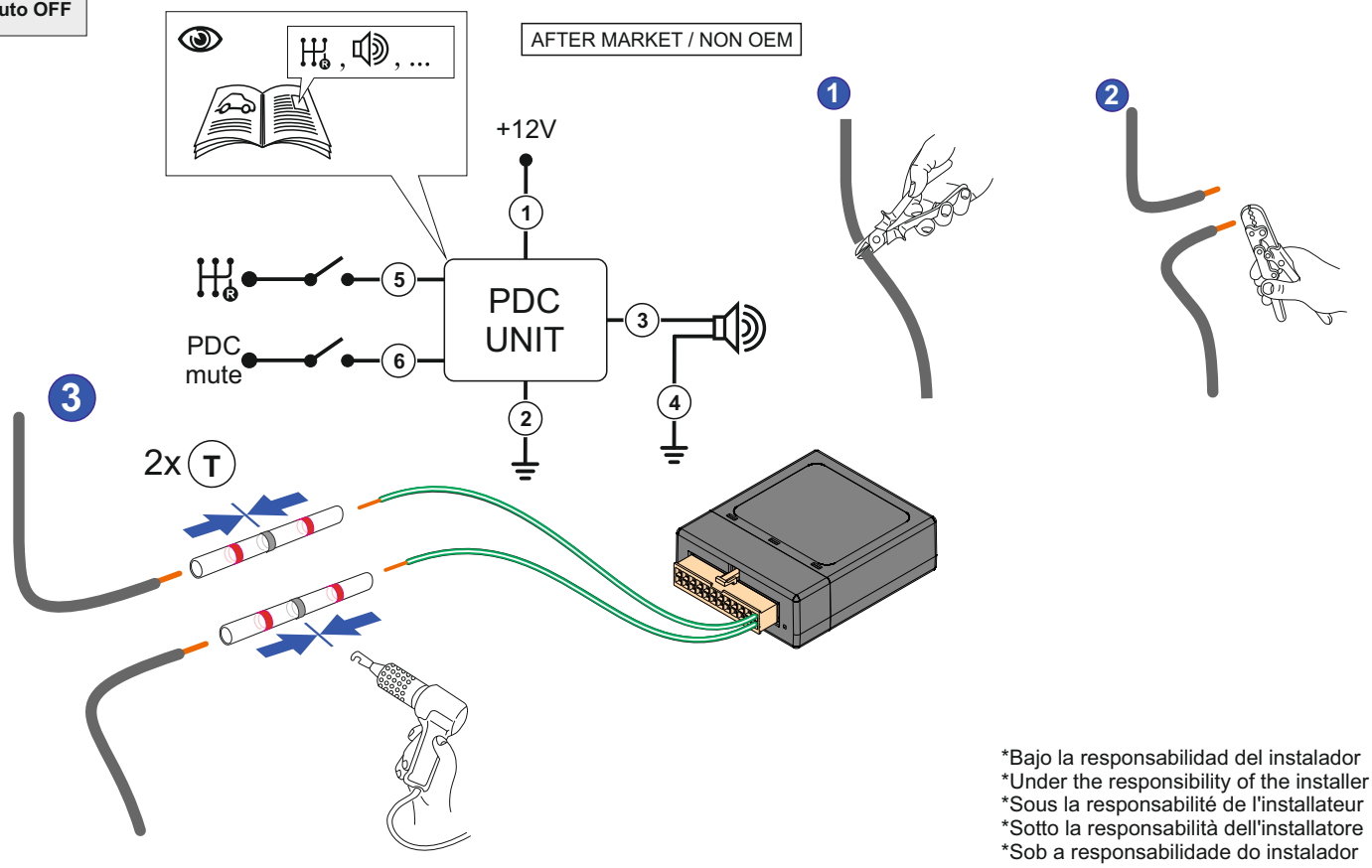

*Bajo la responsabilidad del instalador
*Under the responsibility of the installer
*Sous la responsabilité de l'installateur
*Sotto la responsabilità dell'installatore
*Sob a responsabilidade do instalador

9

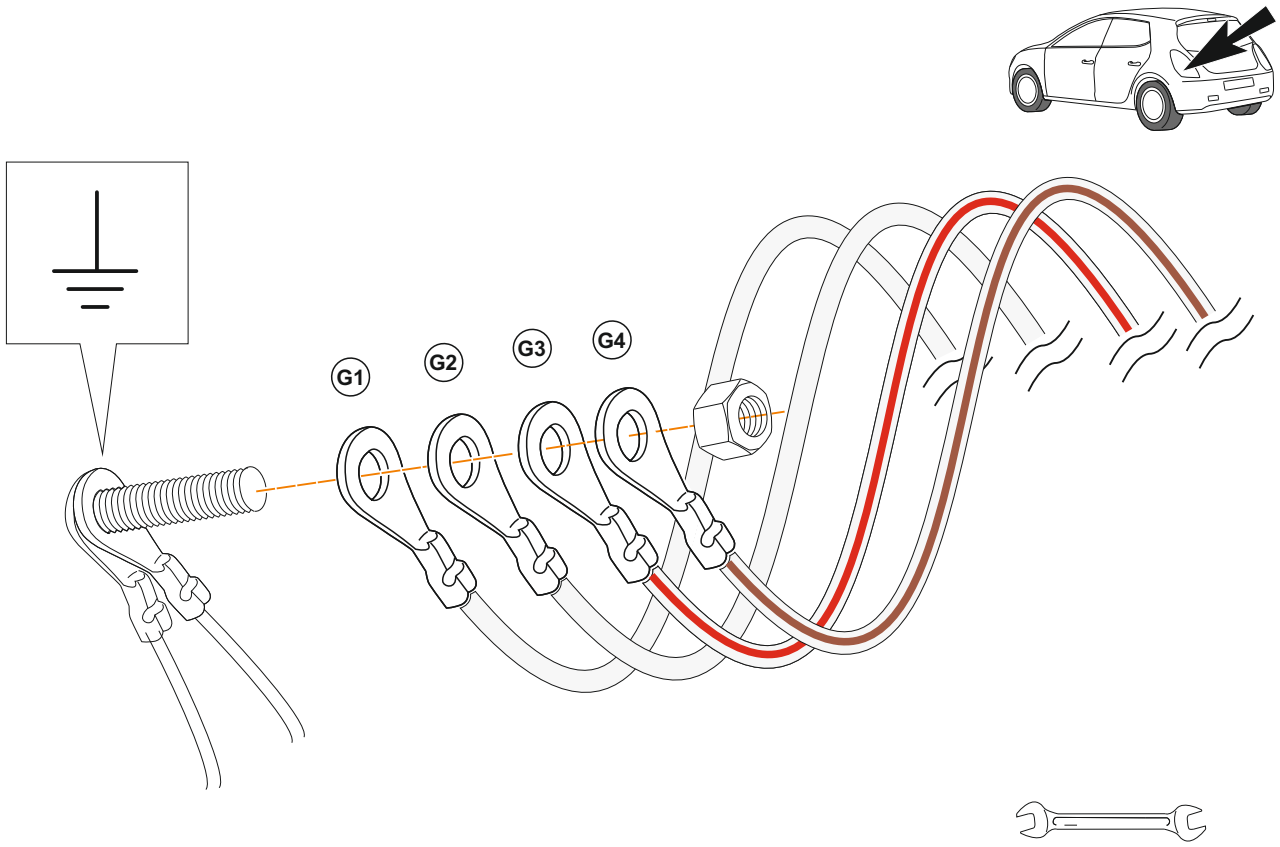

10

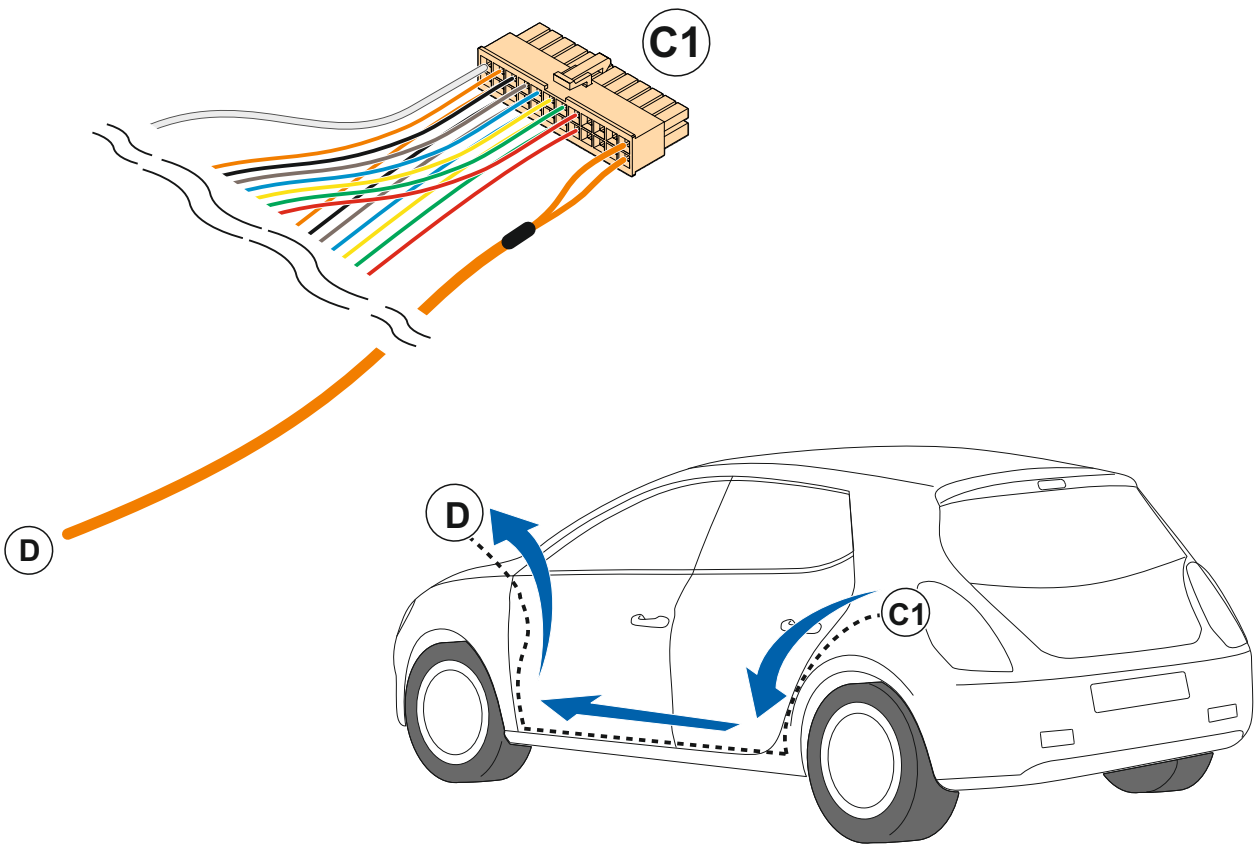

9

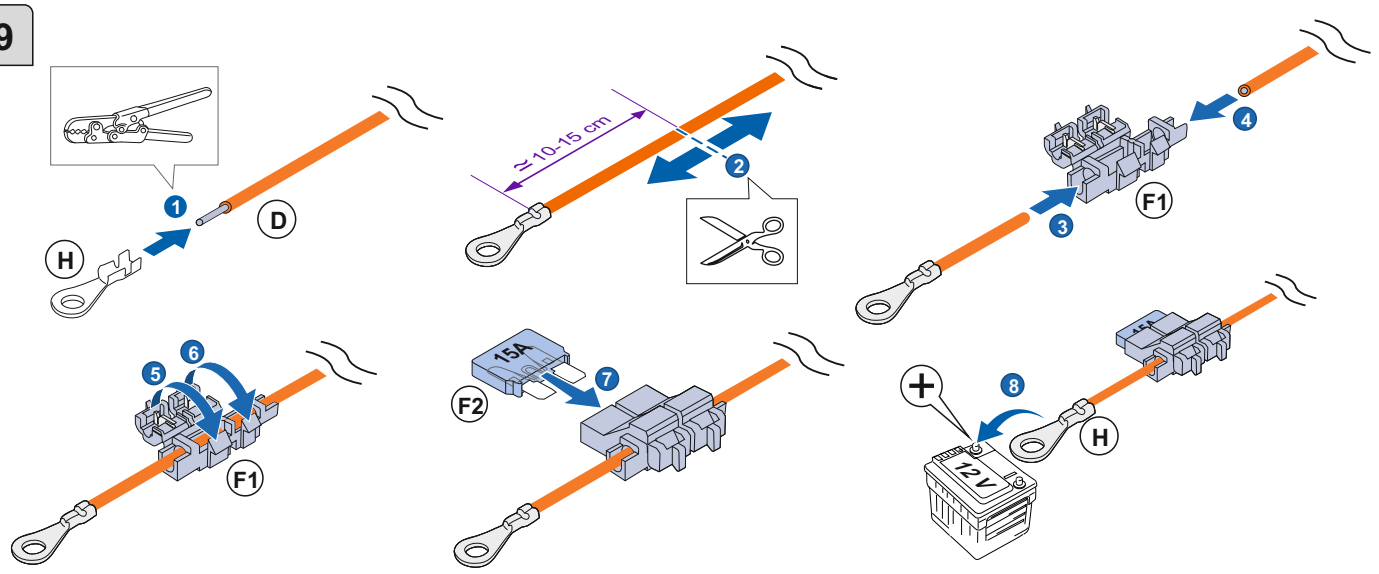

10

Continue stroom Contactstroom	Courant continu Courant à contacte	Permanentstrom Schalterstrom	Permanent current Switch current	Positivo permanente Positivo sottochiave

OPTION 1

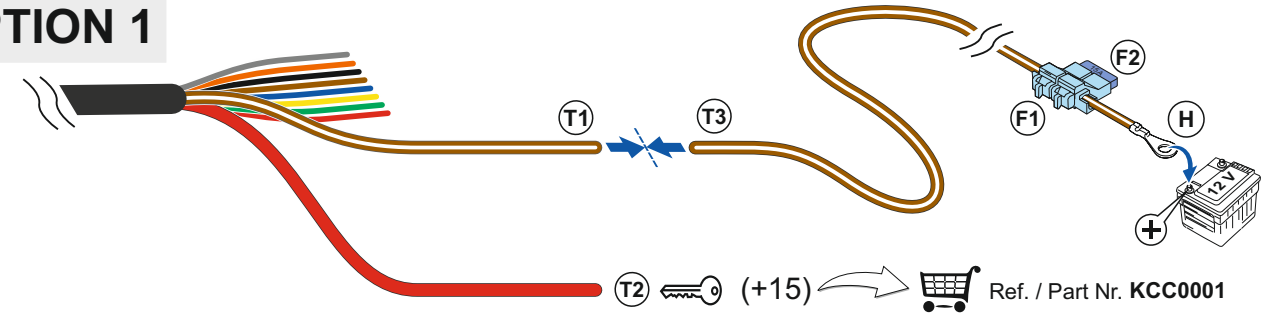

Ref. / Part Nr. **KCC0001**

10* OPTION 2

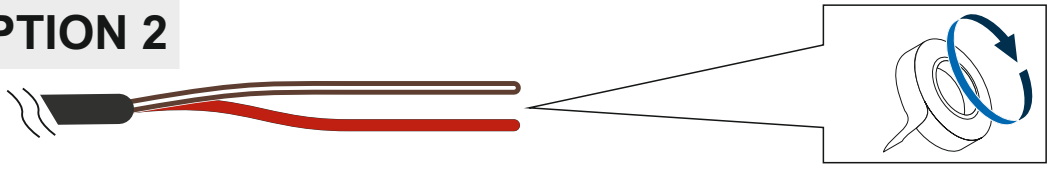

11

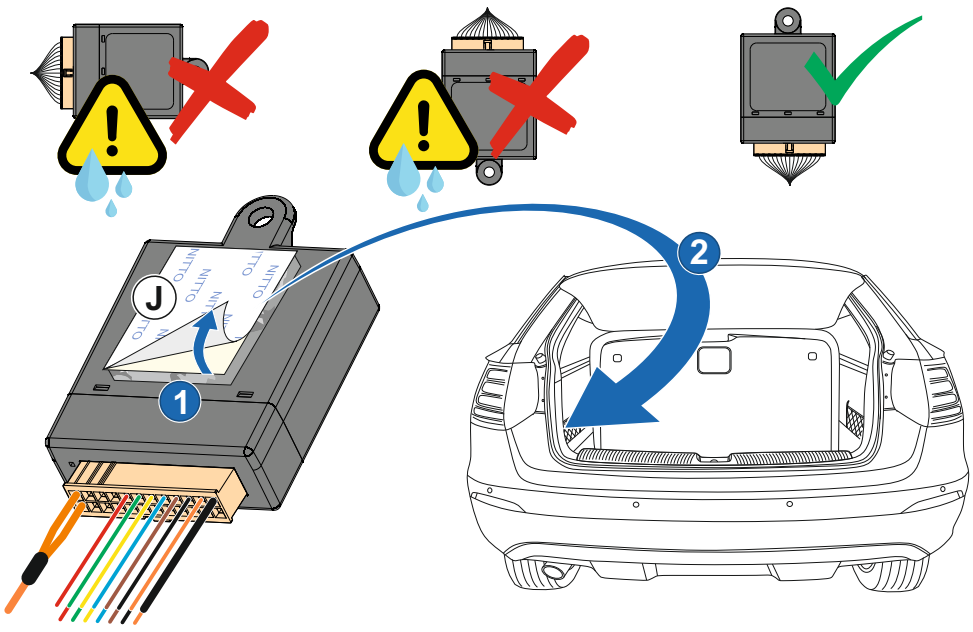

12 Últimos pasos / Last steps / letzte Schritte / Dernières étapes / Ultimi passi / Etapas finais / Последние шаги

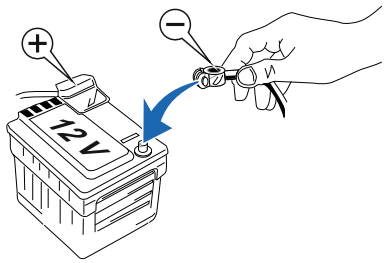





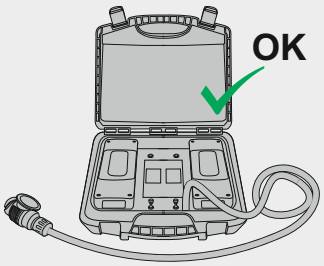

Simulador de remolque / Trailer simulator / Simulateur de remorque
Simulatore di rimorchio / Anhänger-Simulator / Simulador de reboque

Ref. / Tart Nr.: **ALD0002**

ES: La comprobación debe hacerse con un consumo mínimo de 1W. / **GB:** The verification must be done with 1W minimum. **/ FR:** Le contrôle doit être effectué avec une consommation minimum de 1 W sur le clignotant. **/ IT:** La verifica deve essere effettuata con un consumo minimo di 1W. **/ DE:** Die Prüfung muss mit einem Mindestverbrauch von 1 W durchgefürht werden**. / PT:** A verificação deve ser feita com um consumo mínimo de 1W.

13 Indicador de estado / Status indicator / Zustandanzeige / Indicateur d'état / Indicatore di stato / Indicador de status / Индикатор

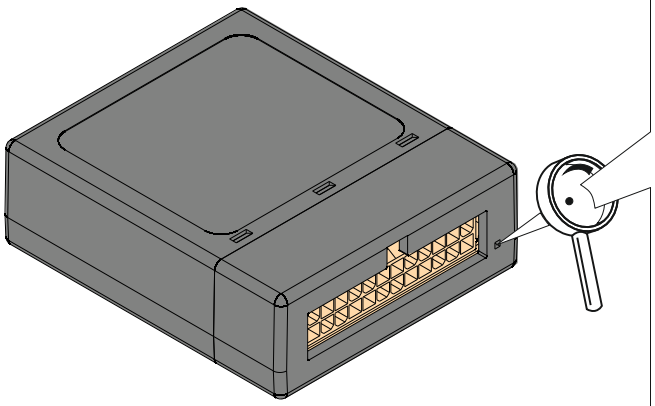

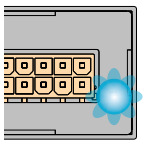

Estado de espera
Standby
Standby Zustand
Statut d'attente
Standby
Estado de espera
Режим ожидания

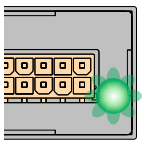

Módulo en funcionamiento
Module in operation
Modul in Betrieb
Module en fonctionnement
Modulo in funzione
Módulo em funcionamento
Модуль активен

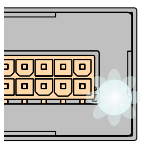

Bombilla rota
Broken light bulb
Kaputte Glühlampe
Ampoule cassée
Lampadina rotta
Lâmpada quebrada
Лампа вышла из строя

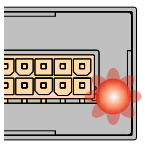

Bombilla cortocircuitada
Light bulb shortcircuit
Kurzgeschlossene Glühlampe
Ampoule court-circuitée
Lampadina in corto
Lâmpada em curto
Короткое замыкание

ES: Recuerde que el reset de la centralita tiene que hacerlo con el motor del vehículo encendido. / **GB:** Remember that the ECU reset must be done with the vehicle's engine running. **/ FR:** N'oubliez pas que la réinitialisation du calculateur doit être effectuée moteur tournant. **/ IT:** Ricorda che il ripristino della centralina deve essere effettuato con il motore del veicolo acceso. **/ DE:** Denken Sie daran, dass der ECU-Reset bei laufendem Motor des Fahrzeugs durchgeführt werden muss. **/ PT:** Lembre-se que a reinicialização da ECU deve ser feita com o motor do veículo em funcionamento.