Kit electrónico válido para los modelos: / Electronic kit valid for models: / Kit électronique compatible avec les modèles suivants: / Kit elettronico valido per i modelli: / Elektronisches Kit gültig für die Modelle: / Kit eletrónico válido para os modelos:

Yooudooo 6 (2026-), Yudo 6 (2026-), BAW 212 (2026-).

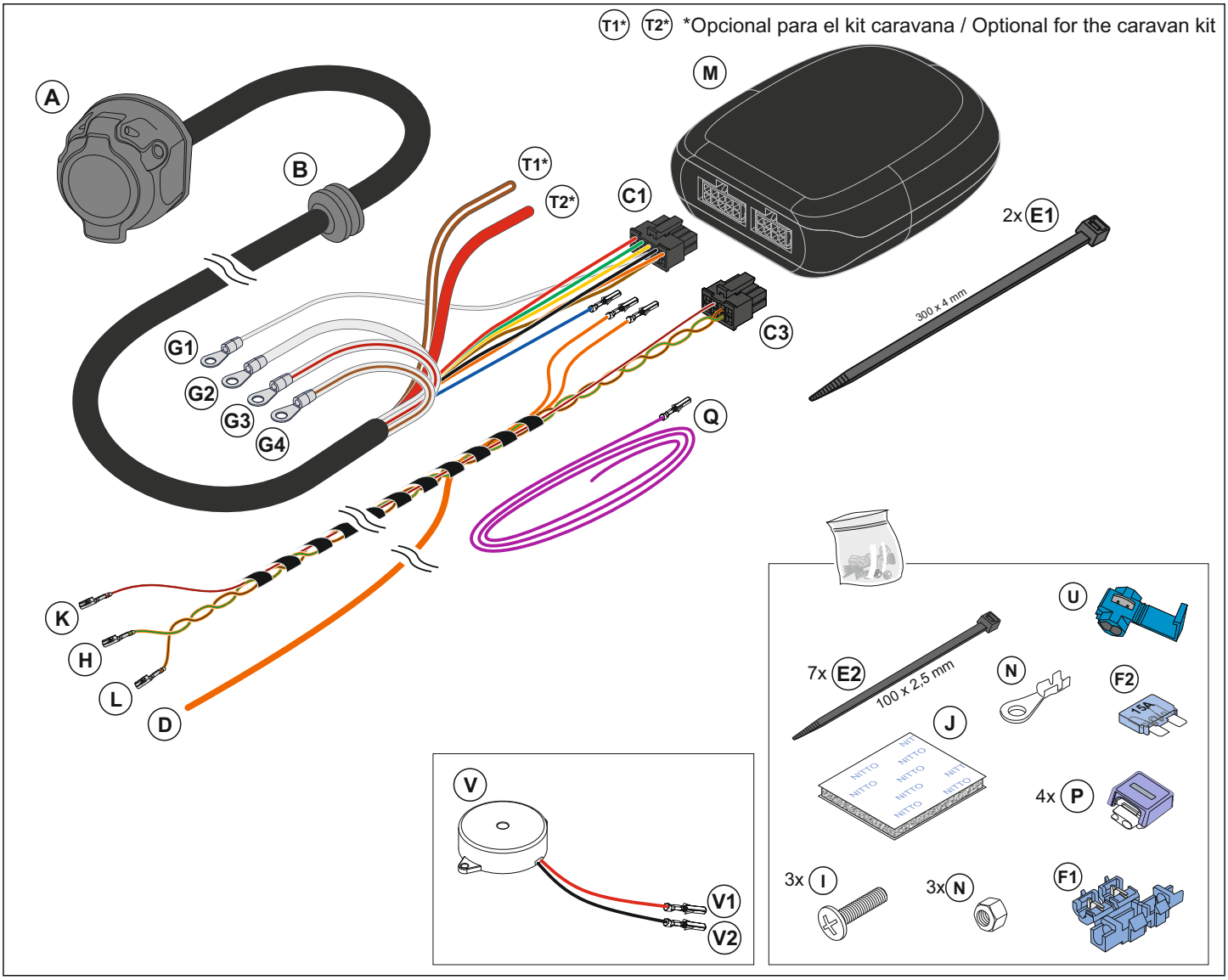

Kit electrónico de remolque con contraseña de homologación Europea
Trailer wiring kit homologated according to EC Approval

ES Instrucciones de montaje de kit electrónico de 13 polos de acuerdo a Norma DIN/ISO 11446. El montaje inapropiado o efectuado por personal no cualificado supone la pérdida de la garantía, de todo derecho a la indemnización y la expiración de toda responsabilidad civil respecto del producto.

EN Fitting instructions of towbar wiring kit with 13 pins socket according to DIN/ISO Norm 11446. The unproper assembly or the fitting done by an unskilled person will automatically result in cancellation of the guarantee, the loss of any right of indemnity and the expiration of all product liability.

FR Notice de montage du faisceau elektro-satz por attelage de remorque avec prise du 13 plots conforme à la Norme DIN/ISO 11446. Une mauvaise installation ou celle effectuée par personnel non qualifié signifie la perte de la garantie, tout droit à indemnisation et à l'expiration de toute responsabilité civile sur le produit.

IT Istruzioni per l'installazione del kit elettronico 13 poli a norma DIN/ISO 11446. L'assemblaggio inadeguato o eseguito da personale non qualificato significa la perdita della garanzia, qualsiasi diritto al risarcimento e alla scadenza di ogni responsabilità per il prodotto.

DE 13 Polige Montageanleitung für electronique gemäss DIN / ISO 11446. Eine unsachgemässe Montage durch nicht qualifiziertes Personal bedeutet den Verlust der Garantie, des Anspruchs auf Entschädigung und den Ablauf jeglicher zivilrechtlicher Haftung in Bezug auf die Produkt.

PT Instruções de instalação de kit eletrônico 13 pólos de acordo com DIN/ISO 11446. O montagem inadequada ou executados por pessoal não qualificado significa a perda da garantia, qualquer direito de indemnização e do termo de qualquer responsabilidade para o produto.

0



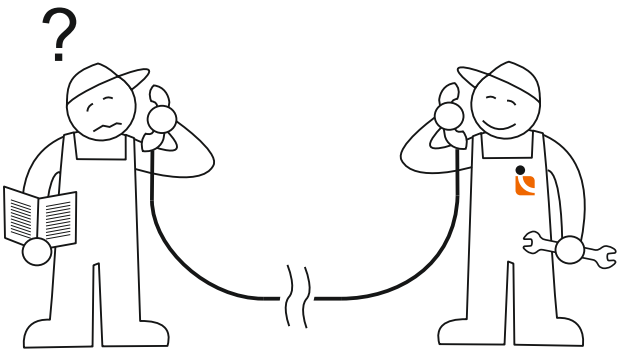

Tel.: (+34) 976 457 130

Conexión de la base de enchufe de 13 polos / 13 pins socket connection / Connexion de la prise à 13 broches / Collegamento della presa a 13 poli / Anschluss der 13-poligen Steckdose / Ligação da base da ficha de 13 pólos

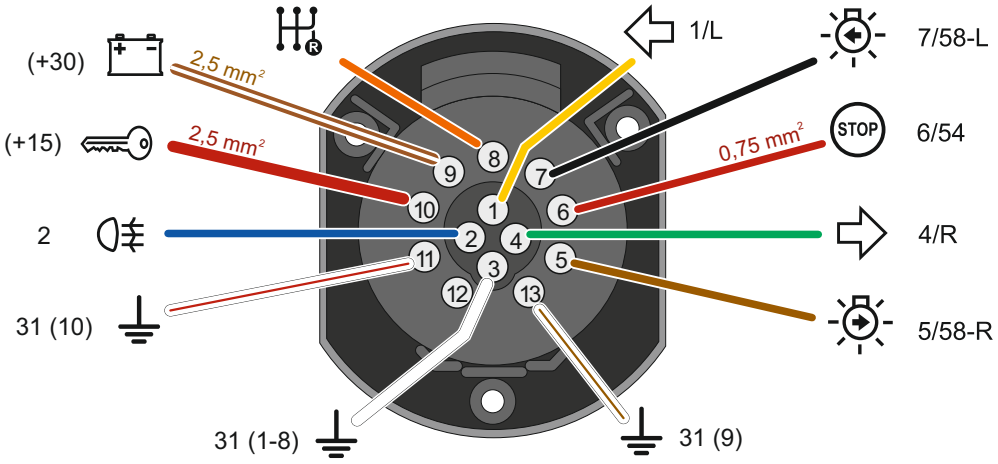

DIN / ISO 11446	ES	EN	FR	IT	DE	PT
1 — 1/L	Intermitente izquierdo	Left indicator	Clignotant gauche	Freccia sinistra	Fahrtrichtungs-anzeiger links	Vira à esquerda
2 — 2	antiniebla trasera	rear fog light	Anti-brouillard	Retro-nebbia	Nebel-schlussleuchte	Nevoeiro traseira
3 — 31 (1-8)	Masa (1-8)	Earth (1-8)	Masse (1-8)	Massa (1-8)	Masse (1-8)	Terra (1-8)
4 — 4/R	Intermitente derecho	Right indicator	Clignotant droit	Freccia destra	Fahrtrichtungs-anzeiger rechts	Vira à direita
5 — 5/58R	Posición derecha	Right tail light	Veilleuse droite	Posizione destra	Rechte Schlussleuchte	Luz traseira direita
6 — 6/54	Luz de freno	Brake light	Feu de stop	Luce d'arresto	Brem-sleuchte	Luz de freio
7 — 7/58L	Posición izquierda	Left tail light	Veilleuse gauche	Posizione sinistra	Linke Schlussleuchte	Luz traseira esquerda
8 — 8	Marcha atrás	Reverse light	Marche arrière	Retro-marcia	Rückfahr-leuchte	Luz Reversa
9 — +30	Corriente continua	Permanent current	Courant continue	Positivo permanente	Permanent-strom	Corrente constante
10 — +15	Corriente de contacto	Contact current	Courant de contact	Positivo sottochiave	Schalter-strom	Corrente em chave
11 — 31 (10)	Masa (10)	Earth (10)	Masse (10)	Massa (10)	Masse (10)	Terra (10)
12 — --	Pin vacío	Empty pin	Broche vide	Pin vuoto	Leere Kammer	Pino vazio
13 — 31 (9)	Masa (9)	Earth (9)	Masse (9)	Massa (9)	Masse (9)	Terra (9)

Info

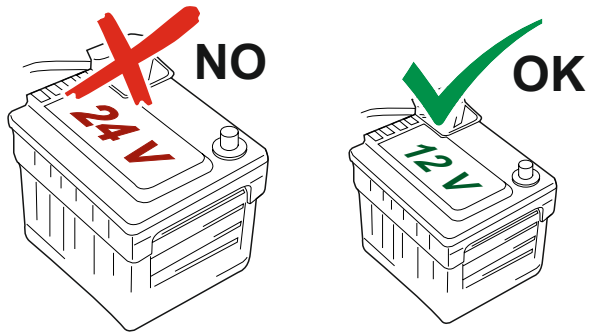

1

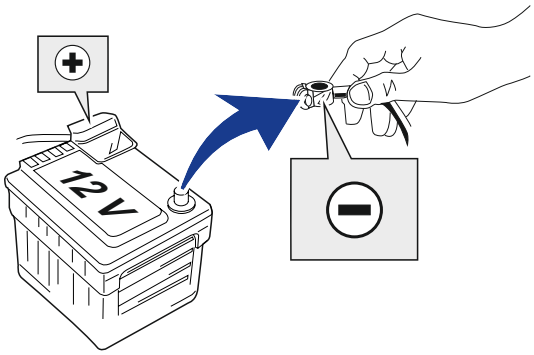

2 **Cableado de salida de señales** / Output signals wiring loom / Câblage de sortie des signaux / Cablaggio di uscita dei segnali / Signalausgangskabel / Cablagem de saída de sinais

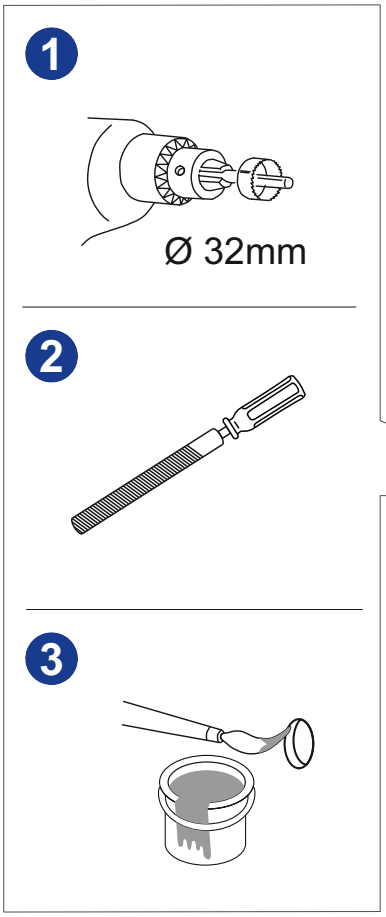

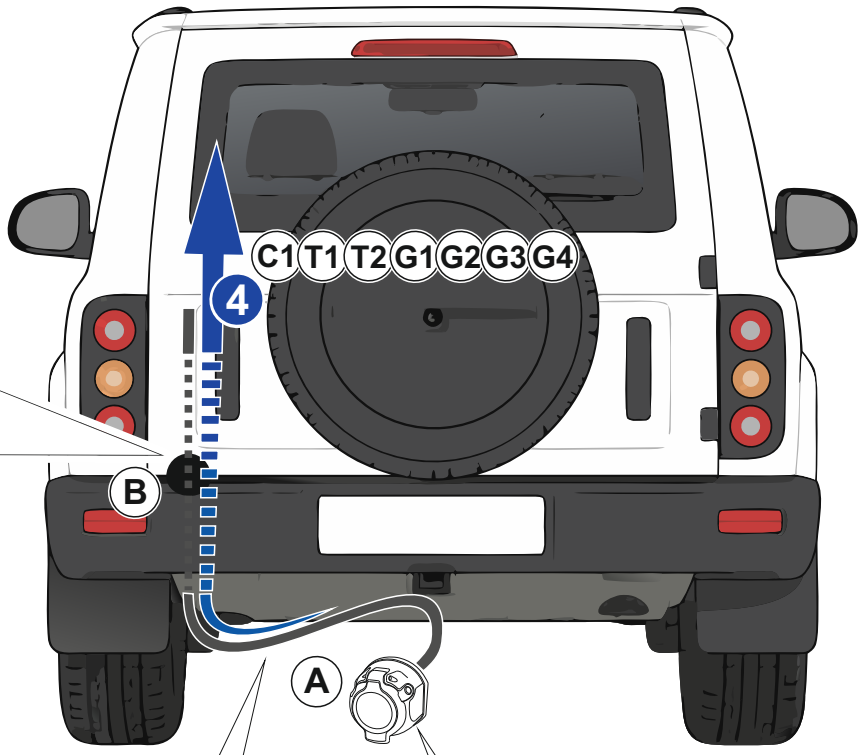

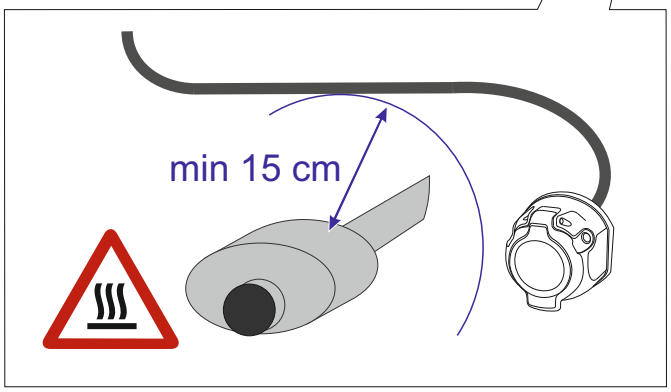

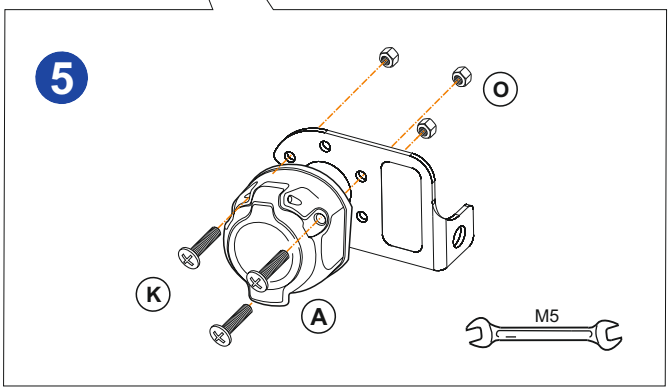

3

Opción: conexión a la red CAN-Bus con grapas / Option: CAN-BUS Connection with clips / Option :Connexion au réseau CAN-Bus avec des pinces / Opzione: Collegamento alla rete CAN-Bus con morsetti / Option: Anschluss an das CAN-Bus-Netzwerk mit Klemmen / Opção: Ligação à rede CAN-Bus com grampos

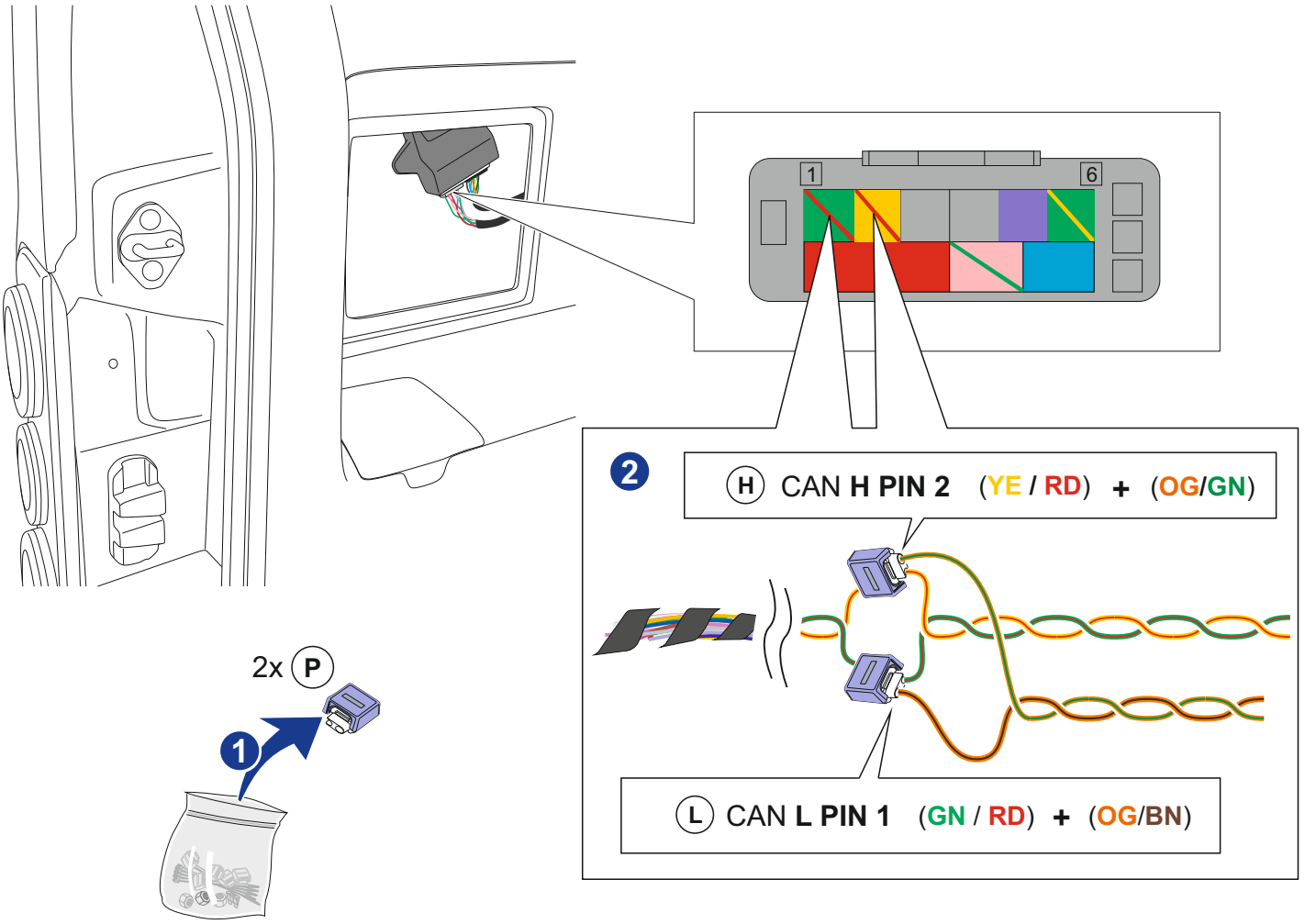

4

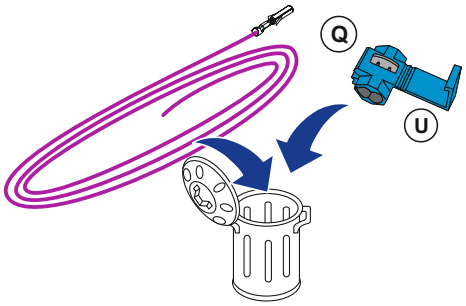

5

Conexión cable de freno / Brake cable connection / Connexion du câble de frein / Collegamento cavo freno / Bremsleitung / Conexão do cabo do travão

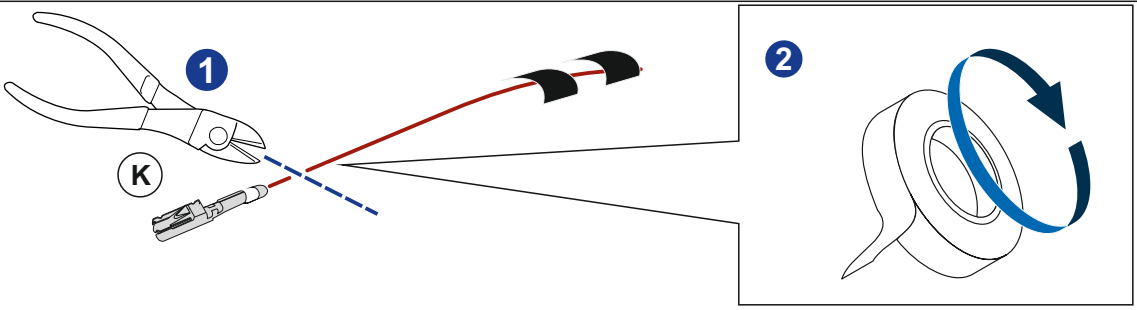

6

Conexión zumbador / Buzzer connection / Connexion du buzzer / Collegamento del cicalino / Anschluss des Summer / Ligação da campainha

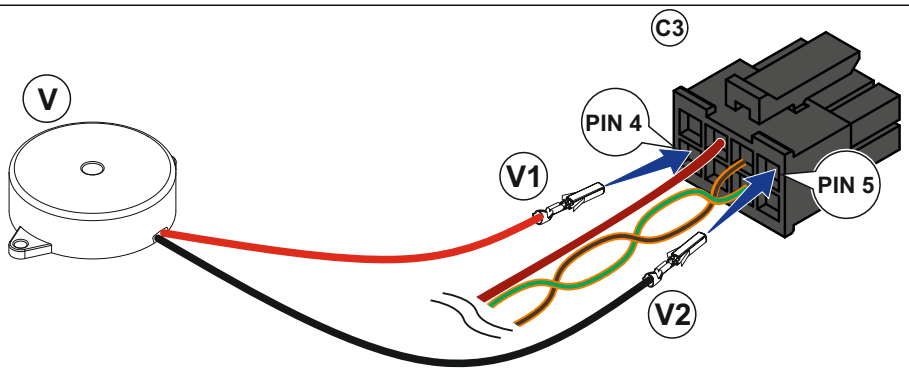

7

Conexión de la alimentación / Connection power supply / Connexion de l'alimentation / Collegamento dell'alimentazione / Anschluss der Stromversorgung / Ligação da alimentação

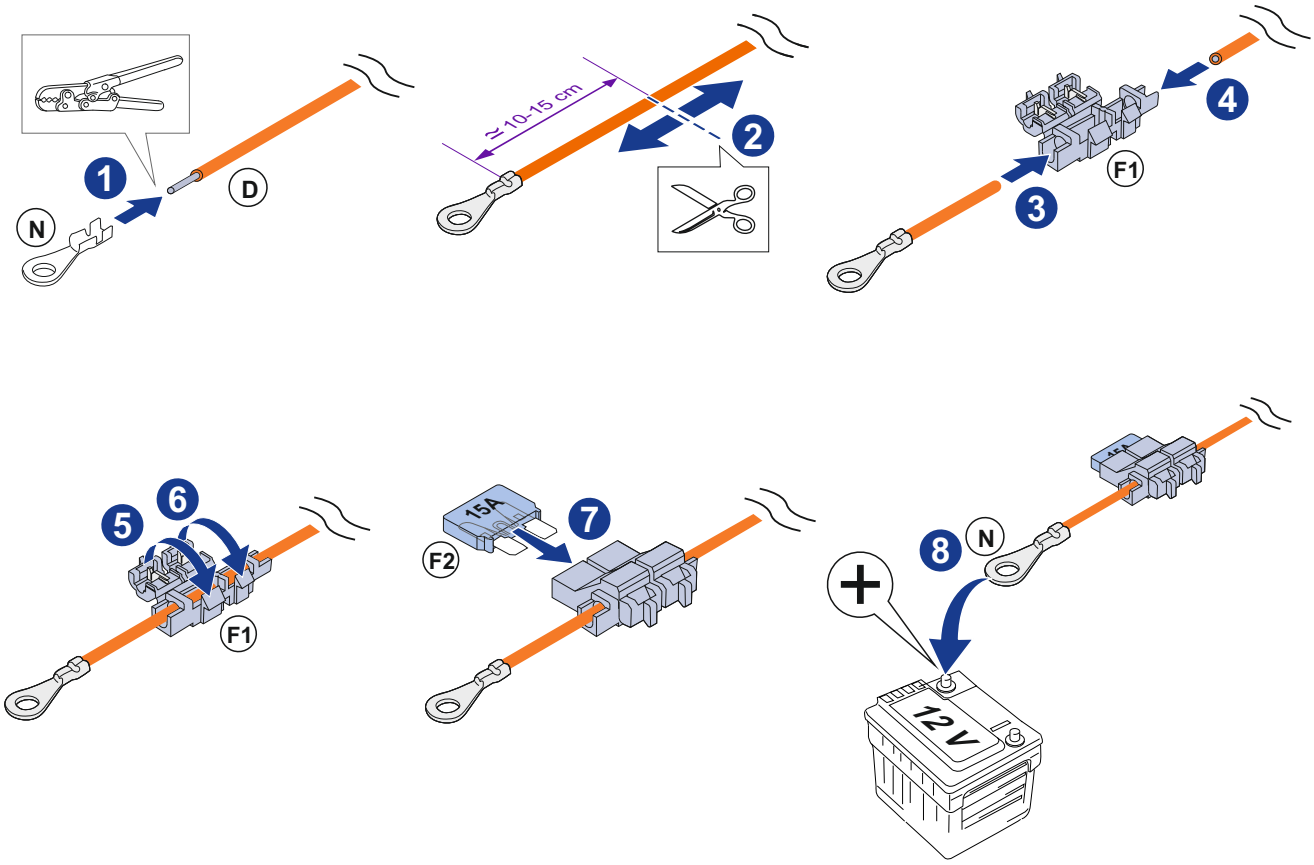

8

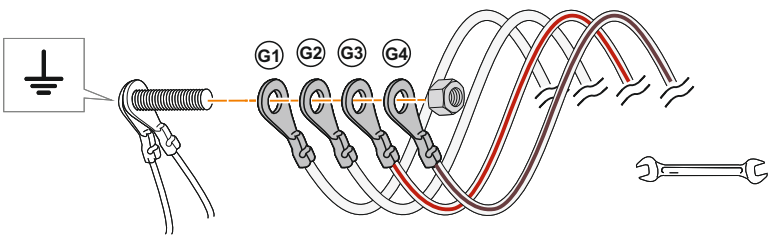

9

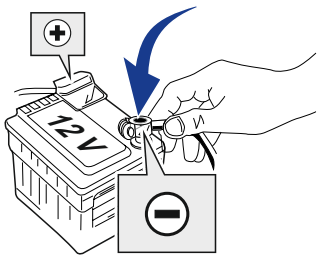

10

Conexión Pin 1 / Pin 1 connection / Connexion broche 1 / Collegamento al pin 1 / Anschluss Pin 1 / Ligação do pino 1

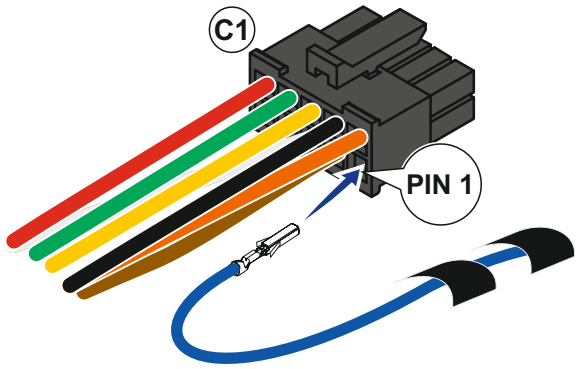

ES Conectar en caso de no haber instalado el kit opcional, Desconexión antiniebla – ALN1300.

EN Connect if the optional kit has not been installed, Anti-fog switch – ALN1300.

FR À brancher si le kit en option « Désactivation des antibrouillards » – ALN1300 n'est pas installé.

IT Collegare se non è stato installato il kit opzionale «Disattivazione fendinebbia» – ALN1300.

DE Anschließen, falls das optionale Kit „Nebelscheinwerfer-Abschaltung – ALN1300“ nicht installiert wurde.

PT Ligar caso não tenha instalado o kit opcional, Desligamento antinevoeiro – ALN1300.

11

Conexiones de la centralita de remolque / Connections of the trailer module / Connexions du boîtier de commande de remorquage / Collegamenti del quadro elettrico del rimorchio / Anschlüsse der Anhänger-Steuerzentrale / Ligações da central de reboque

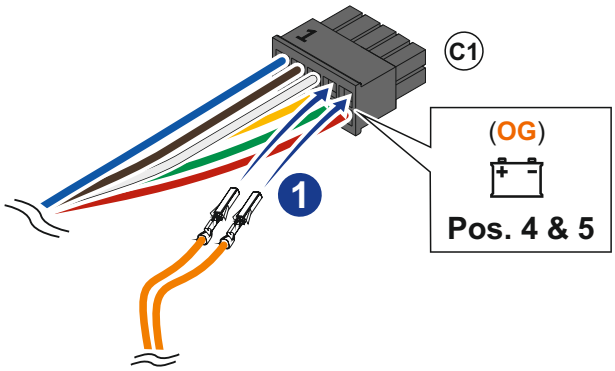

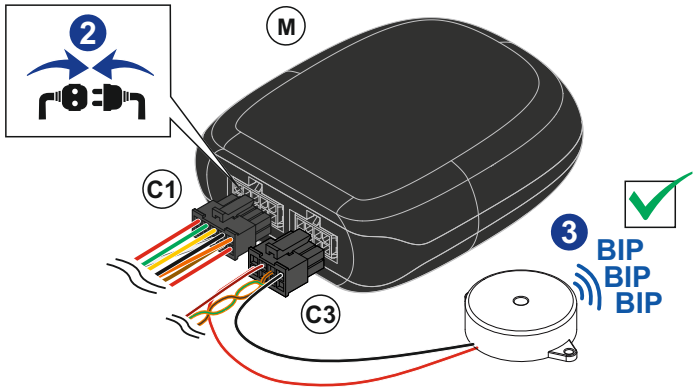

12

ES Vuelve a la app, selecciona tu modelo de vehículo y configuración según la instalación llevada a cabo. Escanea mediante NFC para terminar con la instalación de tu kit electrónico.

EN Return to the app, select your vehicle model and configuration according to the installation carried out. Scan using NFC to complete the installation of your electronic kit.

FR Revenez à l'application, sélectionnez votre modèle de véhicule et votre configuration en fonction de l'installation effectuée. Effectuez un scan NFC pour terminer l'installation de votre kit électronique.

IT Torna all'app, seleziona il modello del tuo veicolo e la configurazione in base all'installazione effettuata. Esegui la scansione tramite NFC per completare l'installazione del tuo kit elettronico.

DE Kehren Sie zur App zurück, wählen Sie Ihr Fahrzeugmodell und Ihre Konfiguration entsprechend der durchgeführten Installation aus. Scannen Sie mit NFC, um die Installation Ihres Elektronik-Kits abzuschließen.

PT Volte ao aplicativo, selecione o modelo do seu veículo e a configuração de acordo com a instalação realizada. Faça a leitura por NFC para concluir a instalação do seu kit eletrônico.

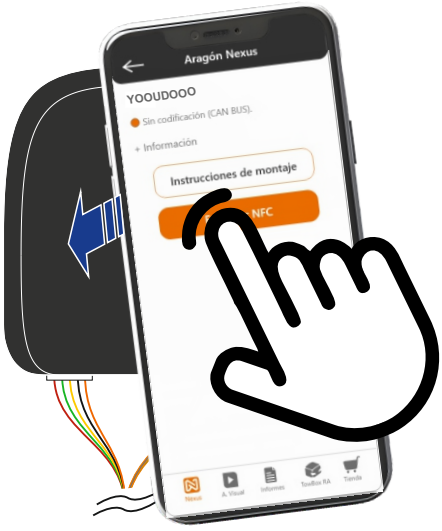

13 **Fijación de la centralita** / Fixation of the trailer module / Fixation du boîtier électrique / Fissaggio della centralina / Befestigung der Schaltzentrale / Fixação da central telefónica

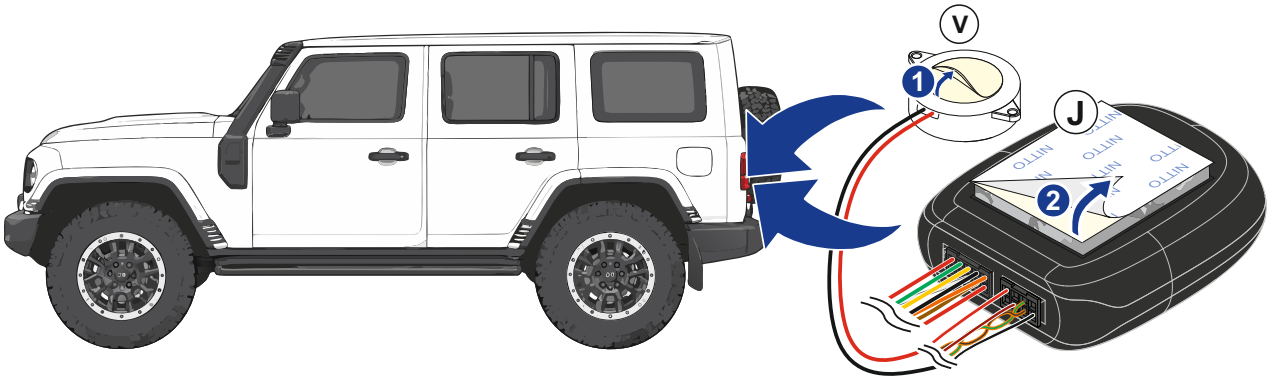

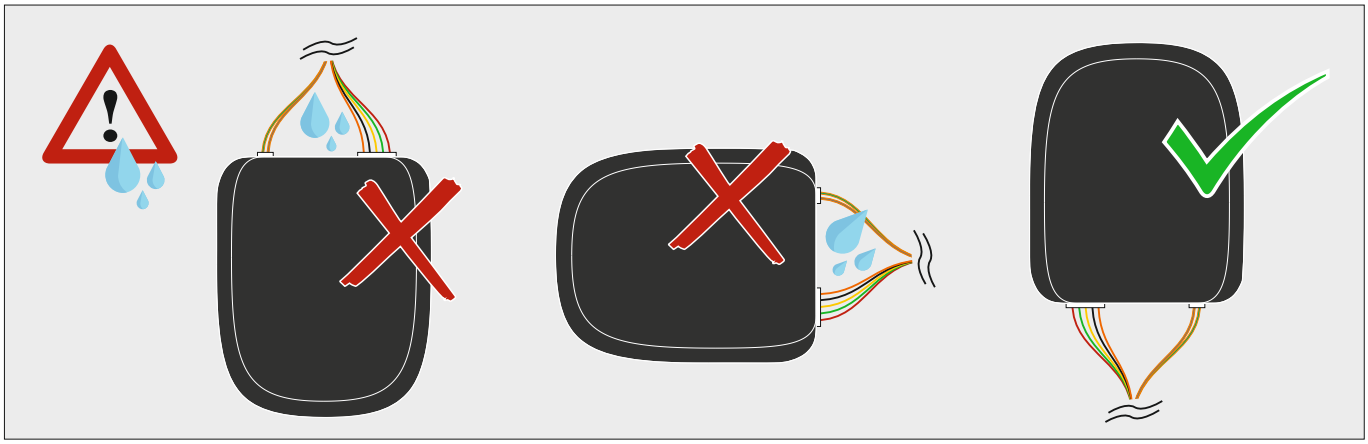

14 **Comprobación de alumbrado** / Lightning check / Vérification de l'éclairage / Controllo dell'illuminazione / Überprüfung der Beleuchtung / Verificação da iluminação



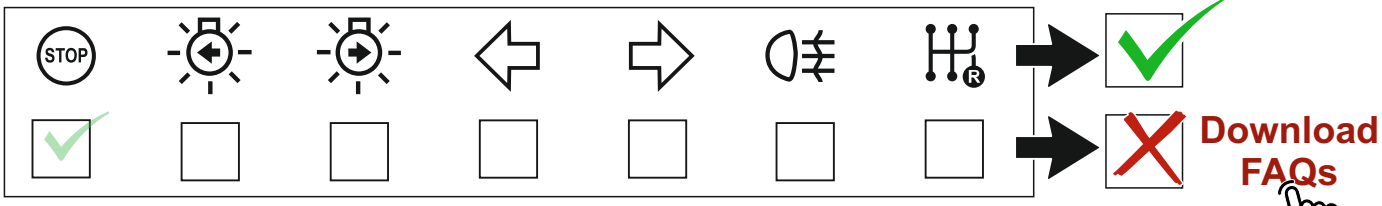

Download FAQs



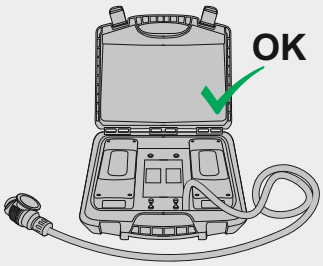

Simulador de remolque / Trailer simulator / Simulateur de remorque
Simulatore di rimorchio / Anhänger-Simulator / Simulador de reboque

Ref. / Tart Nr.: **ALD0002**

ES: La comprobación debe hacerse con un consumo mínimo de 1W. / **GB:** The verification must be done with 1W minimum. **/ FR:** Le contrôle doit être effectué avec une consommation minimum de 1 W sur le clignotant. **/ IT:** La verifica deve essere effettuata con un consumo minimo di 1W. **/ DE:** Die Prüfung muss mit einem Mindestverbrauch von 1 W durchgefürht werden. **/ PT:** A verificação deve ser feita com um consumo mínimo de 1W.

15* ***Opcional: tomas de caravana** / *Optional: caravan power supply / *En option : prises pour caravane / *Opzionale: prese per roulotte / *Optional: Caravan-Anschlüsse / *Opcional: tomadas para caravanas

OPTION 1

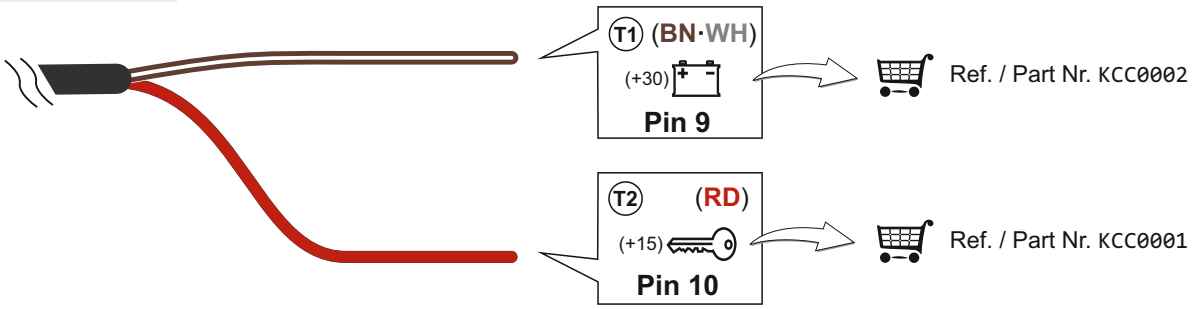

15*

OPTION 2

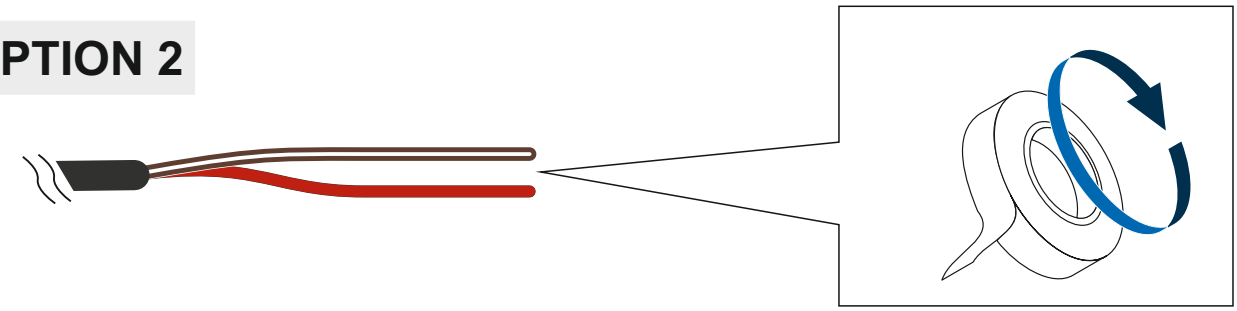

Codigo de colores / Color code / Code couleur / Codice colore / Farbcode / Código de cores

	ES	EN	FR	IT	DE	PT
BK	Negro	Black	Noir	Nero	Schwarz	Preto
BN	Marrón	Brown	Brun	Marrone	Braun	Marrom
BU	Azul	Blue	Bleu	Blu	Blau	Azul
GY	Gris	Grey	Gris	Grigio	Grau	Cinza
GN	Verde	Green	Vert	Verde	Grün	Verde
WH	Blanco	White	Blanc	Bianco	Weiß	Branco
YE	Amarillo	Yellow	Jaune	Giallo	Gelb	Amarelo
OG	Naranja	Orange	Orange	Arancia	Orange	Laranja
PU	Morado	Purple	Violet	Viola	Lila	Roxo
PI	Rosa	Pink	Rose	Rosa	Rosa	Rosa
RD	Rojo	Red	Rouge	Rosso	Rot	Vermelho